

Public Document Pack



Stacey Gilmour
Governance Officer
Direct: 020 8132 1383

e-mail: Stacey.gilmour@enfield.gov.uk

CRIME SCRUTINY PANEL

Wednesday, 6th December, 2023 at 7.00 pm in the Conference Room, Civic Centre, Silver Street, Enfield, EN1 3XA

Membership:

Councillors: Michael Rye OBE (Chair), Chris Dey (Vice-Chair), Sinan Boztas, Mustafa Cetinkaya (Associate Cabinet Member (Enfield South East)), Adrian Grumi, Destiny Karakus, Ahmet Oykener and Eylem Yuruk

AGENDA

1. WELCOME AND APOLOGIES

2. DECLARATIONS OF INTEREST

Members of the Council are invited to identify any disclosable pecuniary, other pecuniary or non-pecuniary interests relevant to the items on the agenda.

3. MINUTES OF PREVIOUS MEETING (Pages 1 - 6)

To agree the minutes of the Crime Scrutiny Panel meeting held on 12 September 2023.

4. BARONESS CASEY REVIEW - LOCAL POLICING IN ENFIELD (Pages 7 - 22)

To receive an update from Superintendent Chris Byrne, Enfield Neighbourhood Policing Team, North Area BCU.

5. SSCB PERFORMANCE MANAGEMENT - MONITORING UPDATE (Pages 23 - 46)

To receive the report of Adam Cummings, Head of Community Safety &

Corporate Security and Rebecca Barnett, Community Safety Intelligence Officer.

6. WORK PROGRAMME 2023/24 (Pages 47 - 50)

To note the Crime Scrutiny Panel Work Programme 2023/24.

7. DATES OF FUTURE MEETINGS

To note the dates of future meetings as follows:

Tuesday 27 February 2024

Tuesday 16 April 2024

All meetings will commence at 7:00pm and will be held in the Conference Room at the Civic Centre.

CRIME SCRUTINY PANEL - 12.9.2023**MINUTES OF THE MEETING OF THE CRIME SCRUTINY
PANEL HELD ON TUESDAY, 12TH SEPTEMBER, 2023**

MEMBERS: Councillors Chris Dey (Vice-Chair), Sinan Boztas, Mustafa Cetinkaya (Associate Cabinet Member (Enfield South East)), Adrian Grumi, Ahmet Oykener, Eylem Yuruk and Tom O'Halloran

ABSENT: Councillors Michael Rye OBE (Chair), Destiny Karakus

Officers: Tony Theodoulou, (Executive Director of People) Andrea Clemons (Head of Community Safety), Sarah Gilroy (Policy & Performance Manager), Julie Tailor (Domestic Violence Co-ordinator), Stacey Gilmour (Governance & Scrutiny Officer)

Also Attending: Superintendent Chris Byrne (Neighbourhood Policing, BCU North Area), Tim Fellows (Chair, Safer Neighbourhood Board), John Prior (Parent Engagement Network), Janet Marshall (Vice-Chair, Safer Neighbourhood Board), Leyla Riley (Enfield Youth Council), Caleb Brown (Enfield Youth Council) Sevji Rifat (Lead Participation Worker) – Observing

1. WELCOME AND APOLOGIES

Cllr Dey, Chair of the meeting in Cllr Rye's absence, welcomed everyone to the meeting and introductions were made.

Apologies for absence were received from Cllr Michael Rye and Cllr Destiny Karakus. Cllr Rye was substituted by Cllr Tom O'Halloran.

Apologies for absence were also received from Cllr Gina Needs, Cabinet Member for Community Safety & Cohesion and Ivana Price, Head of Service, Young People & Community Safety.

2. DECLARATIONS OF INTEREST

Cllr Adrian Grumi declared a non-pecuniary interest as he runs Enfield Crime Watch Facebook page.

3. MINUTES OF PREVIOUS MEETING

With an amendment to record the correct spelling of Tim Fellow's name at Minute No:5 (paragraph 10), the minutes of the meeting held on 1 March 2023 were agreed.

4. SERIOUS VIOLENCE DUTY

CRIME SCRUTINY PANEL - 12.9.2023

Andrea Clemons, Head of Community Safety introduced the report which provided an update on progress locally in meeting the requirements of the Serious Violence Duty, introduced by the Police Crime Sentencing and Courts Act 2022. A presentation was received by the Panel and Sarah Gilroy, Policy and Performance Manager provided a summary of the violence profiles resulting from the Enfield Serious Violence Duty Strategic Needs Assessment 2023. This information would allow residents to understand serious violence in Enfield and allow them to take part in the consultation questionnaire.

In response to questions from members regarding the consultation process it was advised that consultation will take place between September and November 2023 with residents, young people, businesses, service users and stakeholders. The findings from the Strategic Needs Assessment will help generate discussion with residents/stakeholders and collectively this information will inform the resulting strategy. A formalised communications plan has been agreed, outlining messages and a wide range of channels, including but not limited to social media, e-newsletters and printed news channels.

The Chair thanked officers for their update and the information provided.

The Panel agreed:

- i. To note the report and the consultation process.

Post meeting note

'At the Crime Scrutiny Panel meeting in September, Cllr Chris Dey (Vice-Chair and chairing the meeting in the absence of the Chair Cllr Michael Rye OBE) suggested that the Serious Violence Duty questionnaire be shared with children and young people. As the questionnaire is targeted at adults and includes questions around sexual violence and domestic abuse, it is felt that it would not be appropriate to share with children and young people.

Cllr Dey has therefore given his agreement for the minutes to reflect our plan to consult with children and young people. We will be consulting with children and young people from the Enfield Youth Council and Youth Justice Service. We will also be capturing the views of voluntary and community sector organisations who work with young people through focus groups and the questionnaire'.

5. PREVENTION OF VIOLENCE AGAINST WOMEN AND GIRLS AND DOMESTIC ABUSE STRATEGY

Julie Taylor, Domestic Violence Co-Ordinator introduced the report highlighting the progress of work on Violence Against Women and Girls and Domestic Abuse. It was noted that the challenges in measuring success as indicators are not straight forward in this crime type and reduction in numbers could be as a result of not reporting due to a loss in confidence. Information was also provided on activity which had taken place over the last year with an aim to

CRIME SCRUTINY PANEL - 12.9.2023

bring about improvements, build confidence and encourage victims to come forward. Data was provided on domestic abuse incidents, domestic abuse violence with injury, sexual offences, and rape offences.

Questions were invited from members.

In response to questions regarding the locks and bolts programme and whether this could be extended to be proactive and not just reactive it was advised that there is a very limited core budget for this initiative. However, the programme continues to provide support to vulnerable clients and their families, and an application has been submitted for external funding to further enhance this scheme.

In response to a question regarding the support to services for residents who do not speak English as their first language it was confirmed that there is access for residents to specific agencies that deal with cultural needs as well as language barriers.

Following members' questions, officers confirmed that they continued to fund a high standard Independent Domestic Violence Advocate (IDVA) support and emergency accommodation for victims of domestic violence. Since the last report to the panel, external grant funding had also been secured for an additional IDVA as well as an Independent Sexual Violence Advocate (ISVA).

Discussions took place regarding the Identification and Referral to Increase Safety (IRIS) project to improve health's response to Domestic Abuse. The programme is designed to equip GPs with the knowledge, skills, and resources to effectively identify and respond to patients who may be experiencing domestic abuse. Although the exact numbers were not known, it was felt that around half of the GPs in Enfield had signed up to this project.

In response to a query regarding teachers identifying children who may have been affected by domestic abuse, it was advised that this is covered as part of Safeguarding Training that is offered to schools and the response to this has been most encouraging.

Further discussions took place regarding the Child and Adolescent to Parent Violence and Abuse (CAPVA) in London and it was advised that anecdotally there had been an increase in children coming into looked after care in the borough. This might be due to a one-off incident; a crisis that could normally be dealt with within a number of days, or a more chronic, ongoing issue where young people end up staying in care for a number of years.

With regards to the data shown at 3.5 of the report concerns were raised that no information was included regarding repeat victims of domestic abuse, despite the Met's Turnaround Plan detailing this as a priority. Superintendent Chris Byrne assured Members that the Met Police had prioritised public protection so there was a strong commitment to this. However, he would provide a written update to this question which would be circulated to the Panel post meeting.

CRIME SCRUTINY PANEL - 12.9.2023

Action: Superintendent Chris Byrne

The Chair thanked Officers and Superintendent Byrne for their detailed update.

The Panel agreed:

- i. To note the report
- ii. That the above actions be implemented.

6. SSCB PERFORMANCE MANAGEMENT - MONITORING UPDATE

Andrea Clemons, Head of Community Safety introduced the report, which set out the performance against agreed priorities of the Safer and Stronger Communities Board Plan. It was advised that due to changes in accessing data some crime categories had not been included. The key points in the report were highlighted and it was noted that Total Notifiable Offences in Enfield had decreased by 2.2% in the year ending July 2023 when compared to the previous 12 months. London saw a 5.0% increase over the same period. Further data, comparisons and trends were provided for each category.

Questions were invited from Members.

In response to concerns regarding knife crime it was advised that there is a big, combined partnership push around this through the North Area Group (Enfield & Haringey Police) which looks at the trends, hotspot locations, times etc to see where intervention is best placed. This data had been used to apply for some additional funding to tackle robberies as the data showed that the peak time for this type of offense was between the end of the school day and 5pm/6pm. Some additional youth work was commissioned for Enfield Town where a problem had been identified and a responsible team had been placed in this area at the times that it was needed and as a result, robberies had come down. Some of this work is resource intensive as it also about tackling offenders including surveillance work by the Police to tackle the sale of knives in local shops. Members were assured however that there is a broad range of activity in place to try and tackle weapon related violence, some of which is robberies and some of which can lead to very serious injury. Superintendent Byrne provided some further information on the Met's Summer Nights partnership approach which has seen knife detection rates go up as more people are stopped and searched and some really nasty weapons have been taken off the streets. Work is also ongoing to look at how the proactive units are used with a view to make these more targeted, as serious violence with injury and knife crime is absolutely a police priority.

Further information was provided on the various partnership activity taking place which included knife safes, knife bins, amnesties, youth worker at North Middlesex Hospital A&E, gang mentoring to encourage young people away from certain lifestyles and working with young people through the Youth Justice Team. The Panel requested that the Partnership Activity Action Plan be circulated post meeting.

CRIME SCRUTINY PANEL - 12.9.2023

ACTION: Andrea Clemons

The Enfield Youth Council representative put forward some interesting points regarding knife crime from a young persons' perspective which were welcomed by panel members and officers in attendance at the meeting. Superintendent Byrne said he would be keen to meet with the Enfield Youth Council outside of the meeting to discuss this issue in more detail.

Action: Superintendent Chris Byrne

In response to questions regarding effective plans in place over the coming years to reduce motor vehicle crime it was advised that there was a renewed energy around tackling vehicle crime and Superintendent Byrne confirmed that there is an operation in place around this crime type which would hopefully result in a reduction soon. It was also suggested that Inspector Richard Lee could provide some information at a future meeting of the Crime Scrutiny Panel on key tactics that will be deployed over the next 12 months. It was agreed that a break down on Ward-to Ward data for motor vehicle crime would be circulated to the panel post meeting.

Action: Andrea Clemons

In response to questions regarding police presence and visibility on Wards, it was advised that there had been a recent police uplift around this issue to enable an increase in visibility.

Further discussion took place regarding sanction detection rates and an explanation was provided on how this data was accessed. The panel members agreed that there was a need for some further 'upskilling' to better understand this data.

Action: Andrea Clemons/Superintendent Chris Byrne

The Chair thanked the officers and the police for the report and their attendance at the meeting.

The Panel agreed:

- i. To note the report.
- ii. That the above actions be implemented

7. WORK PROGRAMME 2023/24

NOTED the Crime Scrutiny Panel Work Programme 2023/24.

8. DATES OF FUTURE MEETINGS

NOTED the dates of future meetings as follows:

- Wednesday 6 December 2023
- Tuesday 27 February 2024.
- Tuesday 16 April 2024

CRIME SCRUTINY PANEL - 12.9.2023

These meetings will commence at 7:00pm and will be held in the Conference Room at the Civic Centre.

The meeting ended at 9.00 pm.

**MORE
TRUST**

**LESS
CRIME**

**HIGH
STANDARDS**

Baroness Casey Review - Local Policing in Enfield - Crime Scrutiny Panel





Summary of 8 Key Themes

- Misconduct cases are **taking too long** to resolve.
- Officers and staff **do not believe that action will be taken** when concerns around conduct are raised.
- Allegations relating to sexual misconduct and other discriminatory behaviours are **less likely than other misconduct allegations** to result in a 'case to answer'.
- The misconduct process does not find and discipline officer with **repeated or patterns of unacceptable behaviour**.
- The Met **does not fully support local Professional Standards Unit's** to deal with misconduct effectively.
- The Met is **not clear** about what constitutes 'gross misconduct' and what will be done about it.
- There is **racial disparity** throughout the Met's misconduct system.
- Regulation 13 (exiting Probationer's not reaching standards) is **not used fairly or effectively** in relation to misconduct.



4 Broad points

- **1 – Issues not new.** Data set used goes back to 2013, numerous reports & recommendations on many of the issues raised in report over decades, including in the key matter of racial disproportionality.
- **2 – Directorate of Professional Standards** doesn't command confidence & requires significant change to do so. Across the Met, burden placed on those raising allegations is too heavy. Radical reform required, through a root and branch overhaul.
- **3 - Pressures on the frontline** in the BCUs overall & on line management & supervision. Critical opportunities in setting, embedding & enforcing professional standards, opportunity to prevent misconduct & stop low-level cases escalating.
- **4 - Some improvements rely on national regulatory change.** The Met lacks powers needed for radical reform, although doesn't stop other urgent improvements.



The Response

- **The Commissioner** pledged change on his watch, while some things will take time to change thoroughly & radically, there are other things we can take action on now;
- **Enforcement** –New Anti-Corruption & Abuse Command to proactively use tactics used against criminals to identify & root out those who corrupt our integrity. Home Secretary looking at regulations that can help us be more effective at ridding ourselves of those who do not share high standards.
- **Prevention** – Longer journey to make us more resistant to these problems. We are setting clearer standards, reviewing recruitment & training. Committed to a week of leadership development for every leader & creation of a Met Leadership Academy involving London’s best institutions & community.



Commissioner's 3 principles

- **1 - Honest mistakes** (i.e., errors with good intent): If an honest mistake is made, you should always expect *and give* support, advice and learning. However, I expect immediate candour in such circumstances - if you are evasive or lie to try to avoid accountability then I do not consider your personal integrity to be compatible with policing.
- **2 - Respect and good humour**: I want the Met to be an organisation where colleagues enjoy being at work, feel respected and are able to thrive. 'The job' is tough and requires strength of character and resilience.
- It's not an environment conducive to the restrictive language of a convent, but deliberate or reckless prejudice or hatred is unacceptable. That's not a license for humour to be used as an excuse.
- We all have a duty to listen if people tell us our words, tone or actions are upsetting to them – and then respond constructively. This is not virtue signalling, it's about respect. Put yourself in someone else's shoes. Imagine how it feels for those people who are disrespected.
- **3 - Conduct that warrants dismissal**: To avoid any doubt, you are not fit to be in the Met if, for example, you do any of the following:
 - Legitimise sexual violence in so-called 'banter'
 - Suggest that colleagues are criminal because of their race or religion
 - Display negative attitudes towards people because of their gender, race, religion or sexuality
 - Use discriminatory and prejudicial language as a form of abuse e.g. 'gay' or 'disabled'
 - ***"The standard you walk past is the standard you endorse"***

Reforming our culture - guiding principles and values

- We've reset our values and guiding principles, to help deliver cultural reform across the Met. We're reasserting what we want our people to be, how we want them to behave and the culture we want to build.
- These values and principles will be embedded in the HR processes that develop and assess our people, meaning we're all judged by how we work.

Principles: How we work and make decisions	Values: How we behave
Putting the community first	Respectful
Focused on public-facing, front-line staff	Integrity
Inclusive, anti-discriminatory, reflective	Empathetic
Collaborative; working with partners	Courageous
Precise, data-driven, intelligent policing	Accountable

Community crime-fighting – working with Londoners to keep them safe

We will:

- ✔ Work with communities to fight crime and anti-social behaviour, because Londoners have told us that's a priority

- ✔ Recruit an additional 500 Police Community Support Officers (PCSOs)

- ✔ Put more officers and PCSOs into local neighbourhoods and make sure they're delivering against the priorities of Londoners

- ✔ Use data to better understand the demands we face and deploy officers to where we'll make the biggest difference to communities

- ✔ Strengthen specialist teams, with an extra 565 people who will work closely with local police teams and partners on investigating domestic abuse, sexual offences, and child sexual abuse and exploitation

- ✔ Make it easier to contact us, whether by phone, digitally or face to face – each borough will have at least one 24/7 front counter

- ✔ Continue to improve our 999 service so your calls get answered more quickly

- ✔ Continue to work with our partners to ensure individuals in need of care and non-crime help get supported by the right agency, freeing up officers' time to tackle crime

- ✔ We will create a Victim Focus Desk to provide better support and advice

Culture change – embedding the values of policing by consent

We will:

- ✓ Build a strong culture focused on delivering for London, maintaining high standards and better reflecting the diversity of the city we serve
 - ✓ Become a police service that doesn't discriminate – tackling racism, misogyny and homophobia
 - ✓ Deal with discrimination wherever we find it, ensuring all cases are robustly dealt with
 - ✓ Take a more precise approach to the use of force and stop and search and carry out regular reviews to make sure we use these tactics properly
-

Fixing our foundations – setting the Met up to succeed

We'll better serve London by organising and deploying our people better, giving them the training, equipment, and data and technology they need to use their powers precisely and cut crime. We'll also develop the outstanding and diverse leaders we need to deliver the reform ahead.

Our people care about delivering More Trust, Less Crime and High Standards to keep London safe – we ask you to collaborate with us as we reform. Together, we will succeed in delivering A New Met for London.

Key progress in North Area BCU

- We are **actively consulting more with local communities across Enfield**, listening to their views to help shape how we prioritise our work. All BCU strands have been represented at these community events with more to follow.
- We are running community led **engagement across wards to establish their priorities**
- We are **changing the way ward panel meetings happen**, ensuring greater awareness and attendance
- We are **increasing the neighbourhood resourcing** on every ward in Enfield and have used data to allocate resources effectively.

Key progress in North Area BCU

- We have **reduced abstractions from Neighbourhoods and Local Investigation teams** by putting more officers in response. We review abstraction data constantly to ensure our plan is working
- We are **expanding the model of volunteers** who undertake community patrols, supporting and working alongside us in high crime areas
- We have implemented the “**Right Care, Right Person**” project this year, to ensure the right agency deal with certain calls e.g. concern for welfare and mental health calls.

Key progress in North Area BCU

- We are **creating a central, proactive team** that can target specific crimes and help tackle local policing priorities, which will be in place by mid Jan 2024.
- NA BCU are working to develop a **new tasking and co-ordination team** which will provide support to the new proactive teams. Together they will deliver precise local crime-fighting.
- The **North Area Violence Reduction Group** is into its fourth year with over 40 members across Health, Education, Local Business Partnerships, 3rd sector charities, bringing together vital support in helping us combat violent crime and support victims.



Key progress in North Area BCU

- We have successfully launched a **new Acting Sergeant / Inspector process** providing NA officers with **fair and transparent** development opportunities.
- We have a **dedicated Career Development Lead**, CI Tracy Wilkins, to support officer development and progression.
- We have introduced a **new Performance and Development review system** for all staff.
- We have invested **experienced Detective Constable mentors** to support our new detective cohorts.
- We are **strengthening the local public protection services**. We will have an additional 2 DIs, 8 DS's and 22 DCs as well as 7 additional police staff posts.

Key progress in North Area BCU

- We have invested in a **wellbeing team to support all officers and staff**, including health checks, wellbeing rooms, open days, and enhanced support for officers subjected to hate crime or assaulted on duty. We have increased the number of Blue Light Champions and Mental Health First Aiders.
- We have focussed on **redeployment and effective use of non-deployable officers** to perform support roles which has reduced demand on response team officers who are now more able to focus on emergency calls
- We have secured more **fit-for-purpose uniform** to support our officers over winter **and procured new life saving first aid equipment**.

By 2026

TCT staff are in addition to these numbers .

	INSP	PS	PC	PCSO
Current BWT	2	14	117	46
SENP BWT	6	29	119	170
Growth	+4	+15	+2	+124

Insp TCT	MPS Rank	PC	PCSO	PS	Cluster
Edmonton Green	16	4	7	1	1
Upper Edmonton	22	4	7	1	2

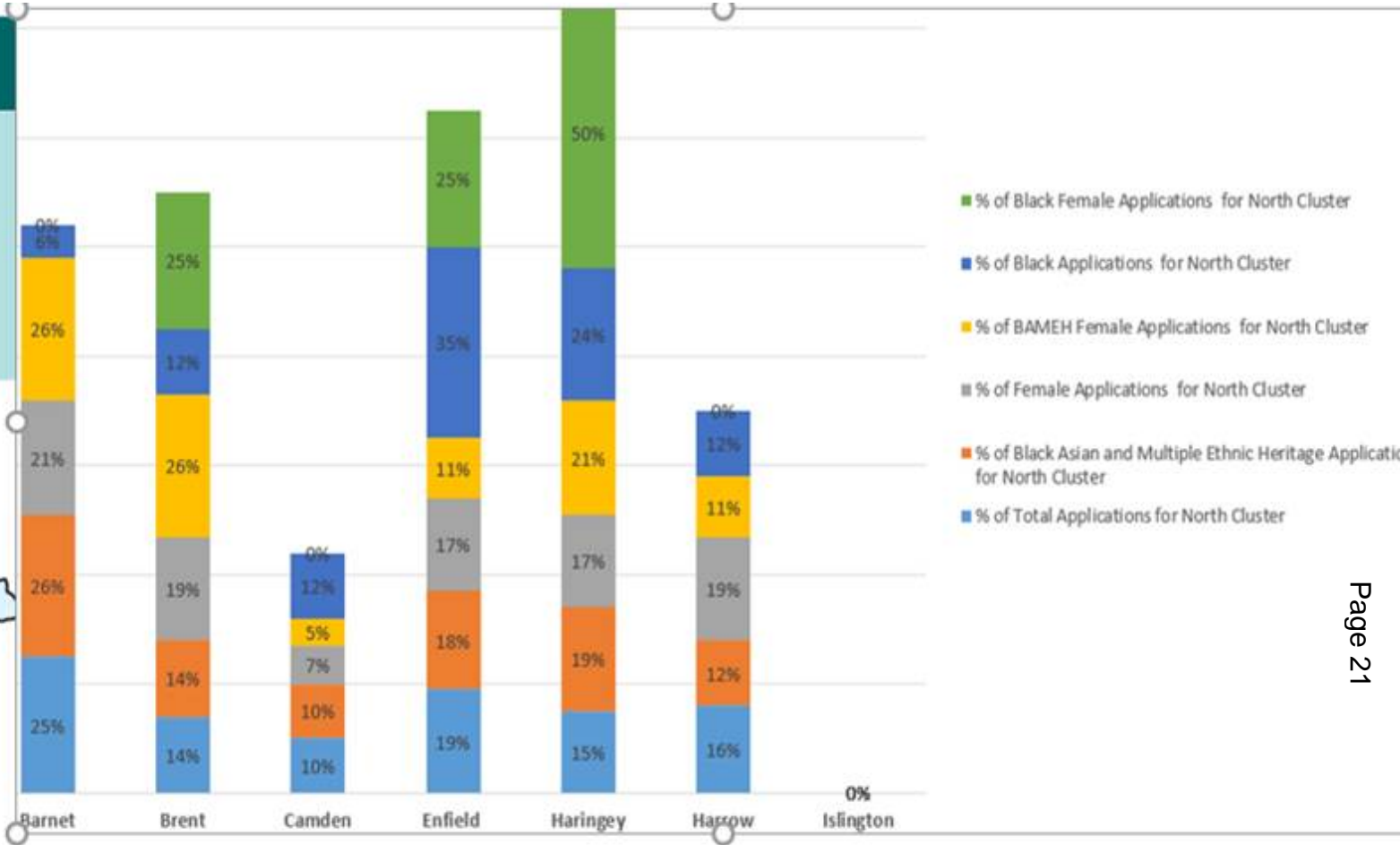
North Insp	MPS Rank	PC	PCSO	PS	Cluster
Brimmsdown	98	3	5	1	3
Enfield Lock	124	3	5	1	15
Ponders End	127	3	5	1	5
Carterhatch	206	2	5	1	8
Bullsmoor	312	2	2		8
Whitewebbs	308	2	2	1	9
Ridgeway	431	2	2		9
Cockfosters	552	2	2		9

Central Insp	MPS Rank	PC	PCSO	PS	Cluster
Southbury	178	3	5	1	6
Bush Hill Park	557	2	2		6
Town	194	3	5	1	7
Jubilee	198	2	5	1	13
Southgate	376	2	2	1	11
Grange Park	656	2	2		11
Oakwood	662	2	2		11

South Insp	MPS Rank	PC	PCSO	PS	Cluster
Haselbury	104	3	5	1	4
Lower Edmonton	123	3	5	1	14
Palmers Green	272	2	2	1	10
Winchmore Hill	624	2	2		10
Arnos Grove	625	2	2		10
Bowes	488	2	2	1	12
New Southgate	490	2	2		12
Highfield	596	2	2		12

NORTH CLUSTER SUMMARY

- 57% of North Clusters applications were Black, Asian and Multiple Ethnic Heritage, 31% Female, 14% BAMEH Female, 13% Black and 3% Black Female.
- Volume, Black, Asian and Multiple Ethnic Heritage and Black Application Categories saw an increase compared to the previous month
- 2nd highest for BAMEH and Black Applications categories



% of Applications per Borough across demographic categories

↑ Monthly trend has seen level of applications increase across all categories

- In August, Barnet and Enfield were the highest volume contributors to applications, with Barnet also seeing the highest level of BAMEH applications and BAMEH Female, followed closely by Haringey who had the 2nd highest for BAMEH and BAMEH Female applications. As is the longer term trend Barnet, Enfield and Brent are the three priority areas for the Cluster.
- This month saw Haringey's applications increase across all categories
- Islington continues to have a negligible level of applications.

Baroness Louise Casey of Blackstock DBE, CB



- In October 2022, the then Commissioner Dame Cressida Dick announced the appointment of an independent person to conduct a review of Met culture and standards as part of the work to rebuild public trust. The former Commissioner later announced that Baroness Casey would lead the independent review.
- Baroness Casey of Blackstock is a crossbench peer in the House of Lords and a member of the Advisory Board of the Institute for Global Homelessness. Baroness Casey has worked on social welfare issues throughout her career including roles as the UK's first Victim's Commissioner, head of the Anti-Social Behaviour Unit, head of the Respect Task Force, Director General of the Troubled Families programme and head of the specialist taskforce on rough sleeping set up during the COVID-19 pandemic.
- As an expert in social welfare, Baroness Casey has led reviews on related issues, including the inspection of children's services at Rotherham Council following the publication of the Alexis Jay report into the Rotherham child sexual exploitation scandal, and a review of community cohesion and extremism in 2017. In 2021 she led a review and report on the spectator invasion of Wembley Stadium during the UEFA Euro 2020 final.



London Borough of Enfield

Report Title	<i>Performance Report</i>
Report to	<i>Crime Scrutiny Panel</i>
Date of Meeting	<i>6th December 2023</i>
Cabinet Member	<i>Cllr Gina Needs</i>
Executive Director / Director	<i>Tony Theodoulou</i>
Report Author	<i>Rebecca Barnett/Adam Cummings</i>
Ward(s) affected	
Classification	<i>Part 1</i>
Reason for exemption	<i>N/A</i>

Purpose of Report

1. To provide an update on the most current crime data

Main Considerations for the Panel

2. To note changes to local crime and ASB

Background and Options

3. Performance data is provided against each of the priorities of the Safer and Stronger Communities Board Plan.

Relevance to Council Plans and Strategies

4. Safer and Stronger Communities Board Community Safety Plan 2022-25

Report Author: Rebecca Barnett/ Adam Cummings
Community Safety Intelligence Officer/ Head of Community Safety and Corporate Security

Appendices

Performance data

Background Papers

None

Performance Report for Scrutiny

Summary

Total Notifiable Offences* in Enfield have decreased by 1.7% in the year ending October 2023 when compared to the previous 12 months. London saw a 6.2% increase over the same period.

Robbery offences in Enfield have decreased by 9.7% in the 12 months ending October 2023, with a 11.3% decrease seen in robbery of personal property. Conversely, London has experienced an 19.7% increase in robbery offences with robbery of personal property increasing by 16.6% over the same period.

The number of Violence Against the Person (VAP) offences in Enfield has decreased by 1.1% in the most recent 12-month period. Violence with Injury (VWI) (Non-DA) offences has seen a slight increase in the most recent 12-month period (0.03%). London saw an increase in VAP offences (3.0% increase in VAP, 1.8% increase in VWI (Non-DA) offences).

Drug Offences in Enfield have decreased by 23.5% up to October 2023. In the same period, possession of drug offences has decreased by 49.0%. London has also seen a decrease in both drug offences (-13.9%) and drug possession offences (-25.0%).

Sexual Offences in Enfield has increased by 5.3% over the most recent 12-month period. Rape offences in Enfield however have decreased in this period by 8.7%. London has seen a decrease in both sexual offences (-3.9%) and rape offences (-4.2) in the most recent 12-month period.

Theft From a Motor Vehicle in Enfield has reduced by 6.1% in Enfield while theft or taking of a motor vehicle has increased by 14.6%. In the same period London has also seen a 6.3% decrease in theft from motor vehicle offences and a 5.9% increase in theft or taking of a motor vehicle.

Knife Crime offences in Enfield have increased by 0.2% and increased by 14.5% in London in the most recent 12-month period. Knife crime with injury offences in Enfield decreased by 12.2% while a 5.3% increase was reported in London in the same period.

Domestic abuse incidents have increased in Enfield by 3.0% in the 12-month period to October 2023. Domestic abuse violence with injury offences have also increased in Enfield by 10.3%. Over the same period domestic abuse incidents and domestic abuse violence with injury offences have increased by 0.9% and 5.2% respectively in London.

The overall performance of Enfield’s SSCB priorities compared to London in the year to end of October 2023



Crime Category KPIs	Enfield			London		
	November 2021 - October 2022	November 2022 - October 2023	Enfield % Change	November 2021 - October 2022	November 2022 - October 2023	London % Change
Violence Against the Person Offences	9487	9387	-1.1%	241855	249014	3.0%
Non-Domestic Abuse VWI Offences	2958	2959	0.03%	77861	79268	1.8%
Knife Crime Offences	575	576	0.2%	12366	14163	14.5%
Knife Crime with Injury Offences	148	130	-12.2%	3535	3721	5.3%
Robbery of Personal Property Offences	942	836	-11.3%	24653	28752	16.6%
ASB	7892	8409	6.6%	226392	231924	2.4%
Gun Crime Offences	73	70	-4.1%	1438	1430	-0.6%
Knife Crime With Injury Non DA Victims under 24	52	55	5.8%	1248	1346	7.9%
Residential Burglary Offences	1568	1496	-4.6%	38438	38323	-0.3%
Hate Crime Offences	747	678	-9.2%	25024	25660	2.5%
Drug Offences	1582	1210	-23.5%	46251	39799	-13.9%
Drug Possession Offences	1244	634	-49.0%	38479	28873	-25.0%
Theft from a Motor Vehicle	2983	2802	-6.1%	65518	61370	-6.3%
Theft or Taking of a Motor Vehicle	1761	2018	14.6%	31316	33164	5.9%
Domestic Abuse Incidents	3960	4077	3.0%	96003	96843	0.9%
Domestic Abuse VWI Offences	961	1060	10.3%	22802	23995	5.2%
Sexual Offences	807	850	5.3%	25411	24427	-3.9%
Rape Offences	332	303	-8.7%	9339	8948	-4.2%
TNO	30669	30161	-1.7%	860485	913857	6.2%

Priority 1: Tackling violent crime in all its forms

Violence Against the Person Offences and Non-Domestic Abuse Violence with Injury Offences



Violence Against the Person Offences

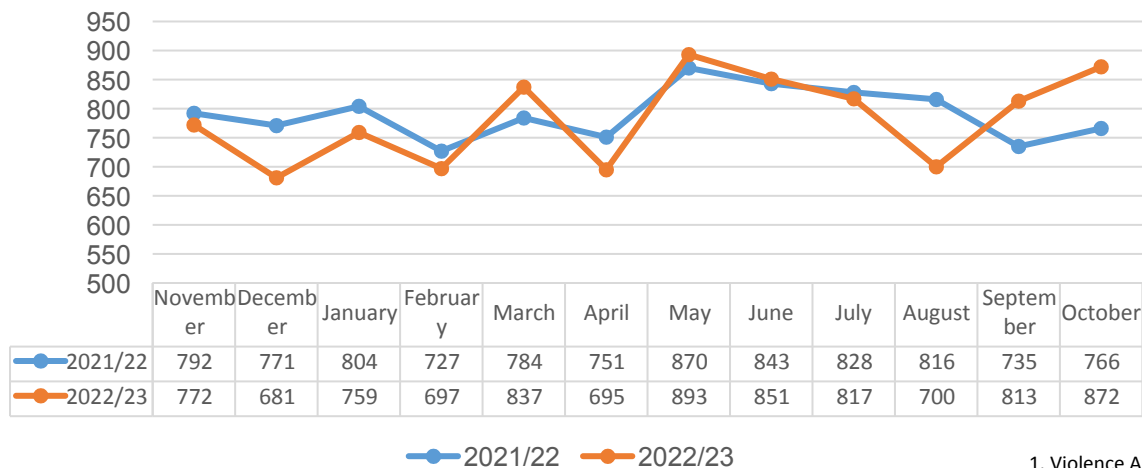
1

In the year ending October 2023 there were a total of **9,387 Violence Against the Person offences (VAP)** recorded in Enfield, compared with 9,487 offences the previous year. This equates to a **decrease of 1.1%, a difference of 100 less offences**.

London saw an increase of **3.0%** in the same period, from 241,855 offences in 2021/22 to **249,014 offences** in 2022/23.

March, May, September and October 2023 saw a higher number of offences compared to the previous year. Since May 2023 Enfield had seen a decrease in the number of VAP offences, with the lowest recorded month occurring in August 2023 (700 offences). However, since September 2023, there has been an increase in the number of offences with September recording 813 offences and October recording 872 offences (an increase of 78 and 106 offences compared to the previous year).

Number of Violence Against the Person offences



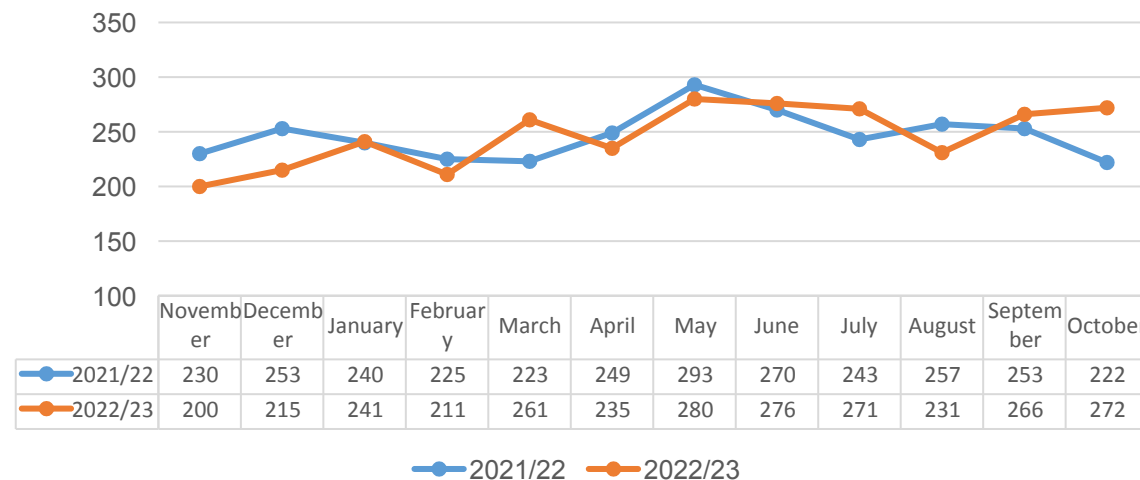
Non-Domestic Abuse Violence with Injury Offences

In the year ending October 2023 there were 2,959 Non-Domestic Abuse Violence with Injury offences recorded in Enfield. This is a **0.03% increase** on the 2,958 offences recorded in the previous year (an increase of 1 offence).

In London, there was an increase of 1.8% over the same period.

Enfield experienced a drop in cases during the winter months in 2022. March 2023 saw a higher number of reported offences compared to the same month the previous year. July and September has also reported an increase compared to the same month the previous year with an increase of 28 and 13 offences, respectively. October 2023 has seen the highest increase in reported offences when compared to October 2022, with an increase of 50 offences.

Number of Violence with Injury offences



1. Violence Against the Person Offences (VAP) includes Minor Categories of Assault with Injury, Common Assault, Harassment, Murder (Homicide), Offensive Weapon, Other Violence and Wounding/GBH. All VAP offences include domestic and non-domestic related assaults.

Priority 1: Tackling violent crime in all its forms



Knife Crime Offences and Knife Crime with Injury Offences

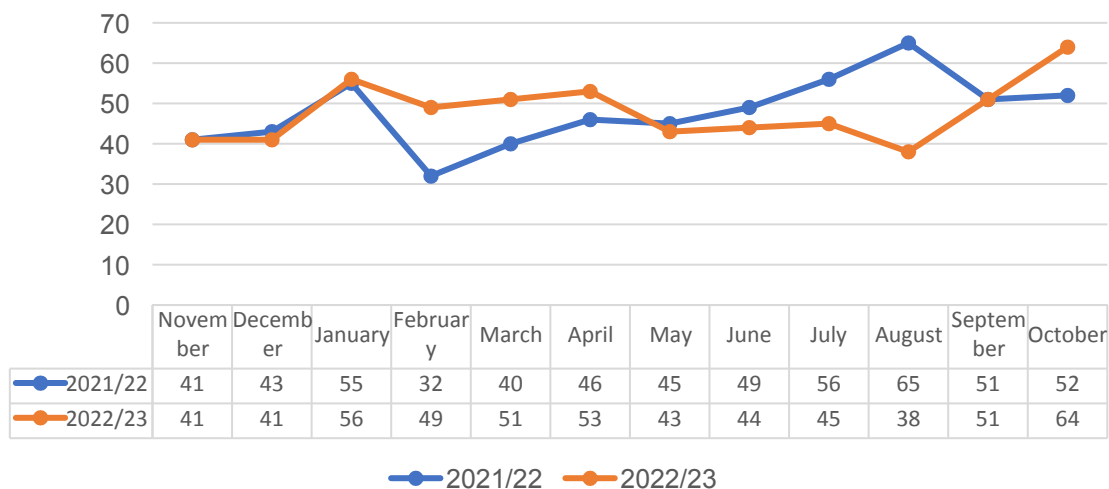
Knife Crime Offences ²

In the year ending October 2023, Knife Crime in Enfield has increased by **0.2%**, compared with the previous year. There was 1 less offences recorded with 576 in the 12 months to October 2023, compared with 575 in the previous 12 months.

London experienced a **14.5% increase** in the year ending October 2023.

August 2022 reported the highest number of knife crime offences with 65 offences, 27 more offences compared to August 2023. February to April 2023 saw a much higher level of offences when compared to the same period in 2022. However, May to August 2023 saw the opposite of this with fewer offences compared to the same months in 2022. October 2023 has reported the second highest number of recorded knife crime offences in the most recent 24-month period with 64 offences. This is 12 more offences than reported in October 2022.

Number of Knife crime offences by month



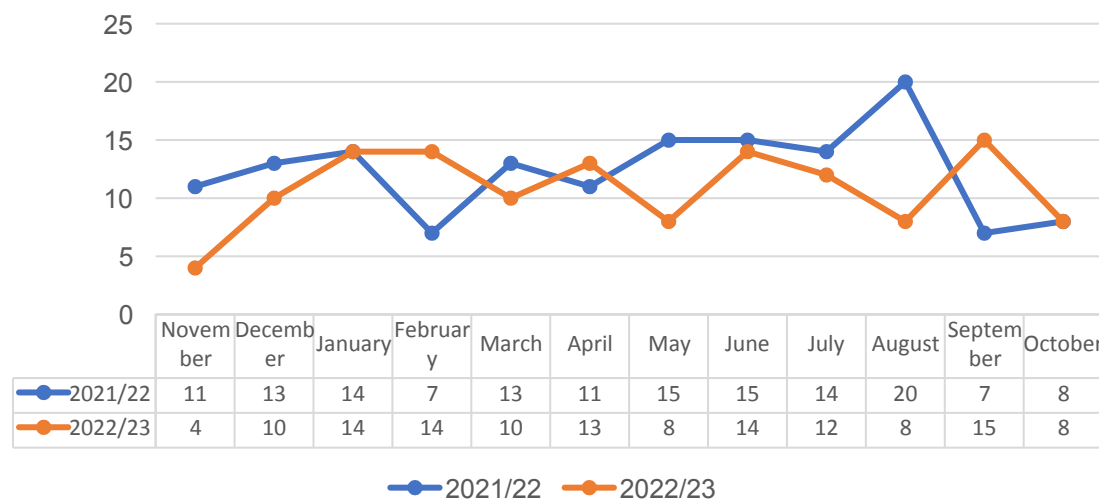
Knife Crime with Injury Offences

In the year ending October 2023, Knife Crime with Injury offences saw a **12.2% decrease**, with 130 recorded offences.

London experienced an **increase of 5.3%** in the same period.

The graph below shows that Enfield had the highest number of recorded knife crime with injury offences in August 2022 with 20 offences, 11 more than recorded in August 2023. October 2023 reported the same number of offences as in October 2022 (8 offences).

Number of Knife crime with injury offences by month



² Knife crime is defined in as an offence of homicide, attempted murder, assault with intent to cause harm, assault with injury, threats to kill, sexual offences (including rape) and robbery or where a knife or sharp instrument has been used to injure, used as a threat, or the victim was convinced a knife was present during the offence.

Priority 1: Tackling violent crime in all its forms



Robbery of Personal Property and Gun Crime

Robbery of Personal Property

Enfield has seen a **11.3% decrease** of robbery of personal property offences in the year ending October 2023 (836 offences in 2022/23, 942 offences in 2021/22).

In London, the number of Robbery of personal property offences has increased by 16.6% in the same period, from 24,653 in 2021/22 to 28,752 in 2022/23.

The highest number of personal robbery offences occurred in May 2022 with 97 offences. From March 2023 the number of reported personal robbery offences has decreased with June 2023 recording the lowest volume of offences in the period examined (50 offences). October 2023 reported 93 offences which is 14 more offences than October 2022.

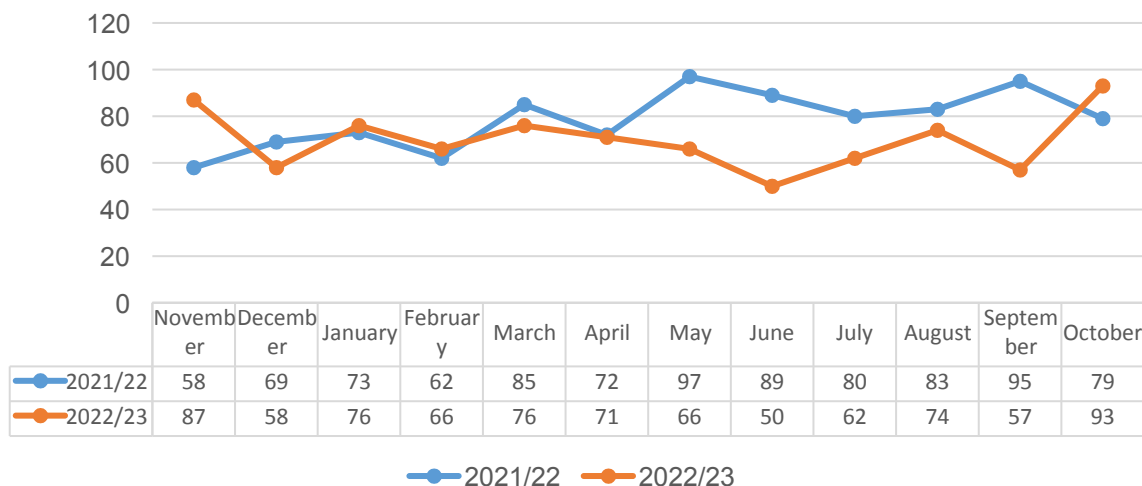
Gun Crime ³

Gun crime offences in Enfield **decreased by 4.1%**, with 70 offences recorded in 2022/23 compared to 73 offences in 2021/22.

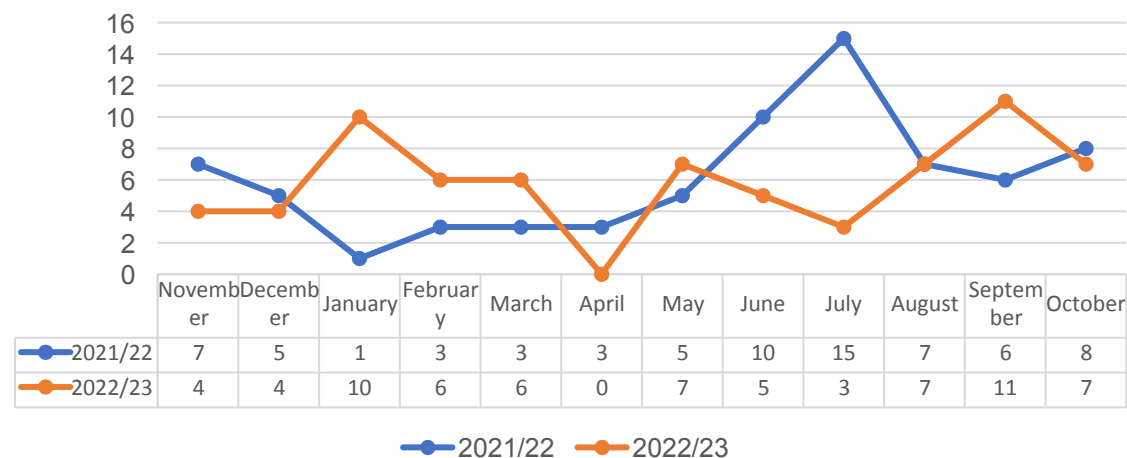
London also experienced a **decrease of 0.6%** in the same period.

Gun crime offences increased quite dramatically in June and July 2022 with 10 and 15 offences, respectively. January 2023 reported 10 offences, a much higher volume when compared to 1 offence reported in January 2022. September 2023 has also reported a higher number of offences compared to the same month the previous year with 11 offences recorded in 2023 compared to 6 offences in 2022 (a difference of 5 offences). October 2023 reported 1 less offences compared to October 2022.

Number of Robbery (Personal Property) Offences by month



Number of Gun crime offences by month



³ Gun Crime is defined as an offence where a Firearm has been fired, any Firearm has been used as a blunt instrument to cause injury to a person, a Firearm has been intimidated and the victim was convinced a weapon was present or a Firearm has been used as a threat.

[1] Serious Youth Violence is defined as 'any offence of most serious violence or weapon enabled crime, where the victim is aged 1-19' i.e. murder, manslaughter, robbery, rape, wounding with intent and causing grievous bodily harm.

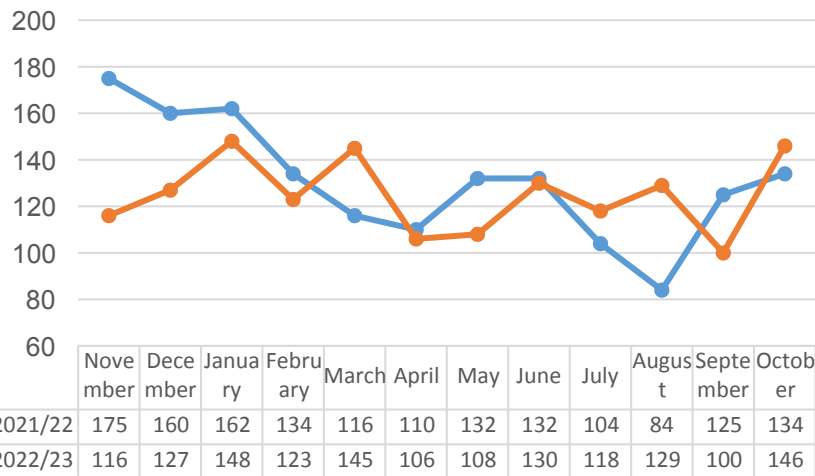
Due to changes in crime categories and availability of data, it has not been possible to gather the data for this category.

The Metropolitan Police are currently replacing the Serious Youth Violence crime category. It will be replaced by the new crime category Teen Violence.

Of the 2,134 burglaries reported in Enfield in the 12-month period to October 2023, there were 1,496 Residential Burglaries. Compared with the previous year, there has been a **4.6% decrease** of residential burglaries in Enfield.

From November 2022 to February 2023, Enfield has seen a lower volume of burglary offences when compared to the same period the previous year. However, March 2023 saw a spike in burglary offences with an increase of 29 cases compared to March 2022. October 2023 has reported 12 more offences when compared to October 2022.

Number of Domestic Burglary offences



● 2021/22 ● 2022/23

	Nov-22	Dec-22	Jan-23	Feb-23	Mar-23	Apr-23	May-23	Jun-23	Jul-23	Aug-23	Sep-23	Oct-23	Total
Brimsdown	8	14	14	11	10	8	9	9	11	12	10	7	123
Enfield Lock	9	10	6	14	12	5	10	7	11	8	11	8	111
Lower Edmonton	8	7	8	5	16	15	6	8	8	9	4	9	103
Edmonton Green	6	2	8	7	4	6	5	7	13	8	9	13	88
Upper Edmonton	5	7	3	9	9	8	13	8	1	11	6	6	86
Haselbury	5	5	9	3	9	4	6	7	6	11	7	10	82
Jubilee	10	2	6	6	8	3	4	9	6	9	3	6	72
Bush Hill Park	7	1	7	12	5	3	3	4	5	9	7	3	66
Ponders End	1	6	10	4	6	7	4	12	4	4	0	5	63
Whitewebbs	4	10	7	5	4	4	0	8	5	5	5	5	62
Bullsmoor	5	5	4	6	3	7	5	4	1	11	4	6	61
Southbury	6	4	6	3	2	6	3	7	5	3	5	11	61
Highfield	5	5	7	5	3	4	3	5	2	3	2	3	47
Southgate	6	9	3	2	3	2	5	4	4	2	1	4	45
Arnos Grove	2	4	4	1	3	2	7	6	2	3	2	7	43
Palmers Green	4	4	7	0	4	3	3	4	7	3	1	3	43
Cockfosters	7	5	4	6	9	5	2	2	0	1	0	1	42
New Southgate	3	2	6	3	7	3	0	2	3	1	8	4	42
Carterhatch	0	6	7	4	5	1	3	2	3	4	3	3	41
Town	2	2	2	3	5	3	6	5	7	1	0	4	40
Ridgeway	4	5	3	4	1	0	1	2	6	3	4	4	37
Oakwood	2	1	5	4	2	1	0	2	5	5	1	1	29
Winchmore Hill	4	6	2	2	2	2	1	2	1	1	2	2	27
Bowes	2	2	4	3	1	1	4	1	1	1	2	3	25
Grange Park	0	3	2	0	1	2	5	3	1	1	2	2	22

The top 5 safer neighbourhood areas for residential burglary in 2022/23 were: Brimsdown, Enfield Lock, Lower Edmonton, Edmonton Green and Upper Edmonton. Brimsdown reported 14 offences in December 2022 and January 2023. Lower Edmonton reported 16 offences in March 2023 and 15 offences in April 2023. In October 2023, Edmonton Green reported 13 offences, Southbury recorded 11 offences and Haselbury 10 offences.

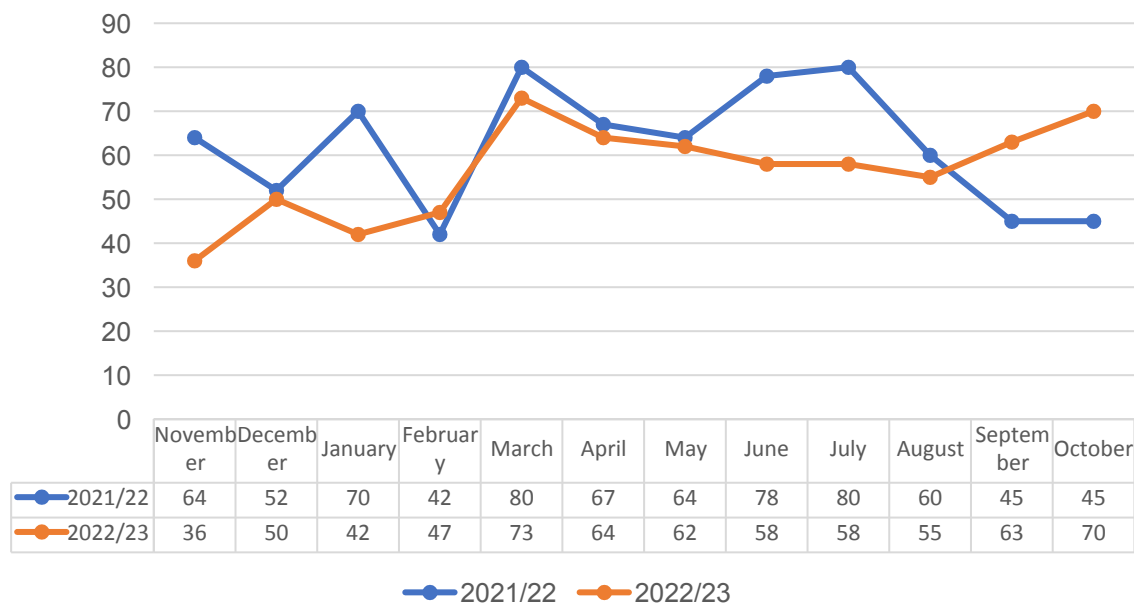
*not all domestic burglaries disclosed a safer neighbourhood area location

	Enfield		% Difference	London		% Difference
	November 2021 - October 2022	November 2022 - October 2023		November 2021 - October 2022	November 2022 - October 2023	
Racist and Religious Hate Crime	657	595	-9.4%	21250	21865	2.9%
Homophobic Hate Crime	90	63	-30.0%	3662	3578	-2.3%
Disability Hate Crime	14	25	78.6%	583	614	5.3%
Transgender Hate Crime	10	12	20.0%	411	516	25.5%

Hate Crime offences **decreased by 9.2%** in the year ending October 2023 recording 678 offences, compared with 747 offences the previous year. London saw an increase on 2.5% decrease over the same period.

The highest number of hate crime offences occurred in March and July 2022 reporting 80 offences. March 2023 saw an increase in the number of recorded hate crime offences with 73 cases reported. The number of offences after March 2023 started to decrease however since September the number of offences have started to rise. October 2023 has reported an increase of 25 offences compared to October 2022.

Number of Hate Crime offences by month



Racist and religious hate crimes form the majority of hate crime reported in the borough. Enfield saw a reduction in Racist and Religious Hate Crime with a decrease of 9.4%. London saw an increase of 2.9% in the same period.

Homophobic hate crime has seen a 30.0% reduction in Enfield. London has also seen a 2.3% decrease in this reported hate crime.

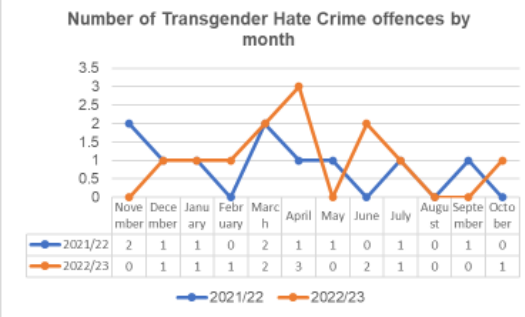
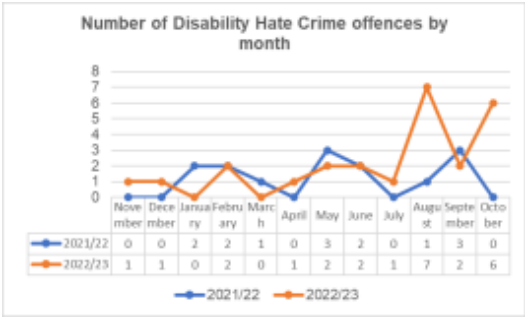
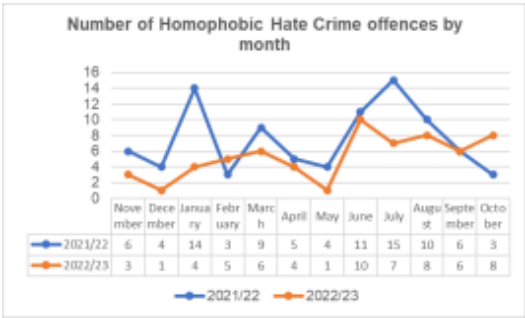
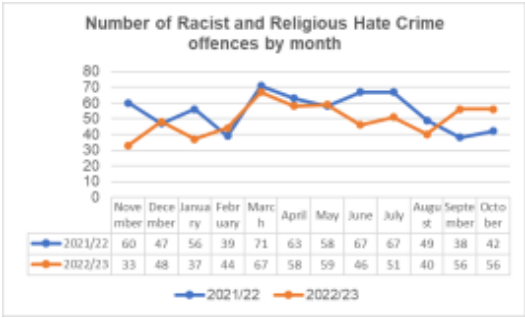
There has been a 78.6% increase in disability hate crime recorded in Enfield. This is an increase of 11 offences. London has seen an increase of 5.3% in this hate crime.

Enfield has seen a 20.0% increase in transgender hate crime (an increase of 2 offences). London has also seen a 25.5% increase in this hate crime.

Priority 4: Promoting Cohesion and Tackling Hate Crime

The charts identify the number of offences by hate crime subcategory between November 2021 and October 2023. There has been an increase in the volume of offences in October 2023 for all hate crime subcategories. There has been an increase of 14 racist and religious hate crime offences in October 2023 compared to October 2022. There has also been 6 reported disability hate crime offences compared to 0 reported in October 2022.

The table below indicates the number of Racist and Religious hate crime offences at safer neighbourhood team area. Upper Edmonton area had the highest number of recorded offences of Racist and Religious hate crime with 67 cases occurring between October 2022 and September 2023. Upper Edmonton and Town recorded 7 racist and religious hate crime offences in September 2023.



	Nov-22	Dec-22	Jan-23	Feb-23	Mar-23	Apr-23	May-23	Jun-23	Jul-23	Aug-23	Sep-23	Oct-23	Total
Upper Edmonton	5	7	1	4	5	5	9	3	1	3	6	3	52
Ponders End		3	6	5	3	4	5	4	5	5	2	2	44
Edmonton Green	2	4	5	1	1	11	3	3	1	3	4	3	41
Town	2		1	9	2	3	3	4	3	1	7	2	37
Enfield Lock	4	2	1	1	4	3	1	4	7	4	3	1	35
Carterhatch	2	2	2	2	1	5	4	3	3	1	5	1	31
Brimsdown	4	1	4	3		1	3	1	3	1	3	6	30
Bullsmoor	1	2	1	1	3	3	3	5	2	2	4	2	29
Jubilee	0	3	0	2	4	4	1	2	2	2	4	5	29
Southbury	0	1	2	2	3	3	1	3	3	2	3	3	26
Ridgeway	1	4	3	0	5	2	1	0	3	3	1	2	25
Palmers Green	2	0	0	6	2	0	2	0	3	6	1	2	24
Whitewebbs	2	3	2	2	5	3	3	1	2	0	0	1	24
Haselbury	0	0	0	5	7	0	0	2	2	3	3	1	23
Cockfosters	1	2	3	0	3	3	2	2	2	0	0	3	21
Lower Edmonton	2	5	0	0	2	0	3	1	0	1	2	2	18
Southgate	0	1	2	0	0	0	1	0	1	1	2	7	15
Bowes	3	3	1	1	1	0	2	1	0	0	0	1	13
Bush Hill Park	1	0	0	0	1	0	7	0	0	0	2	1	12
Highfield	0	0	0	0	2	3	1	0	2	1	1	1	11
New Southgate	0	0	1	1	3	0	0	1	1	1	1	1	10
Arnos Grove	2	2	1	0	1	0	0	1	1	0	0	0	8
Winchmore Hill	0	0	0	0	2	0	2	0	0	1	0	1	6
Grange Park	0	0	0	0	1	0	0	3	1	0	0	0	5
Oakwood	0	0	0	1	0	0	0	0	1	0	0	1	3

Dealing with Anti-Social Behaviour

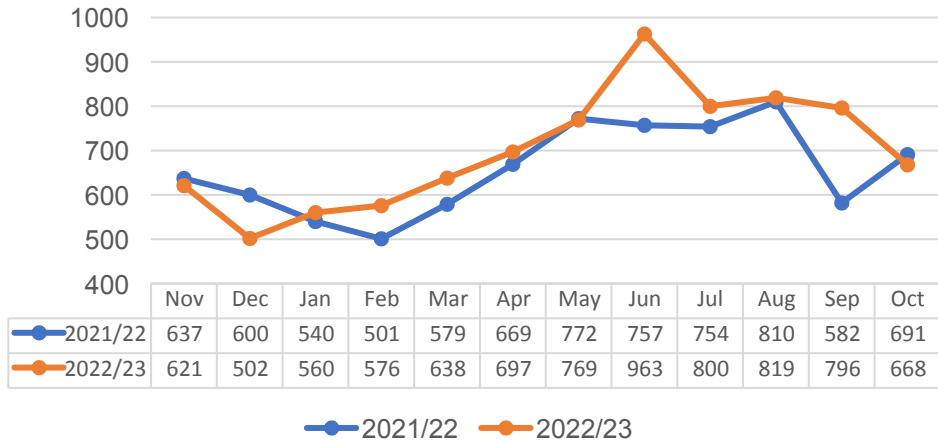


Police Recorded ASB Calls in Enfield													
Enfield ASB Call Categories	Nov-22	Dec-22	Jan-23	Feb-23	Mar-23	Apr-23	May-23	Jun-23	Jul-23	Aug-23	Sep-23	Oct-23	Total
Rowdy Or Inconsiderate Behaviour	272	243	270	265	299	347	384	457	352	366	384	340	3979
Rowdy / Nuisance Neighbours	83	67	81	94	92	105	122	164	124	131	110	93	1266
Veh Nuisance / Inappropriate Use	57	43	39	44	54	60	63	82	87	95	67	51	742
Noise	21	21	16	19	24	43	34	50	37	24	33	21	343
Begging / Vagrancy	22	11	17	26	16	16	17	11	26	22	17	15	216
Trespass	12	11	15	13	20	19	18	22	22	27	19	11	209
Contact Record	20	8	8	17	15	11	22	24	22	24	22	9	202
Drug Related	6	12	13	15	12	12	9	32	23	21	17	25	197
Veh Abandoned - Not stolen	21	8	17	14	19	14	18	17	9	20	14	13	184
Violence Against The Person	5	7	5	9	9	7	10	7	15	20	4	7	105
Littering / Drugs Paraphernalia	5	8	8	2	8	7	6	7	8	3	7	6	75
Fireworks	21	5	11	2	2	0	0	2	0	4	1	15	63
Drugs Offence	5	5	6	5	5	2	7	3	6	1	6	6	57
Suspicious Circumstances	5	3	6	3	3	1	5	5	6	2	10	6	55
Prostitution Related Activity	7	2	0	3	7	4	4	7	6	3	2	4	49
Total	562	454	512	531	585	648	719	890	743	763	713	622	7742

The table above shows the **top 15 ASB call categories** for Enfield during the 12-month period to October 2023. The highest number of ASB calls were in relation to Rowdy Or Inconsiderate Behaviour with 3,979 calls reported to the Police. June 2023 saw the highest number of rowdy or inconsiderate behaviour with 457 offences reported. The top three ASB call types in the table show higher levels of offences reported in the summer months compared to the winter months. This follows a seasonal pattern where good weather and increased daylight hours provide more opportunity for social gatherings where these types of anti-social behaviour are likely to occur. Conversely, the highest number of firework related ASB offences are reported in the winter months (November 2022, January and October 2023).

*Not all ASB offences have a sub offence recorded.

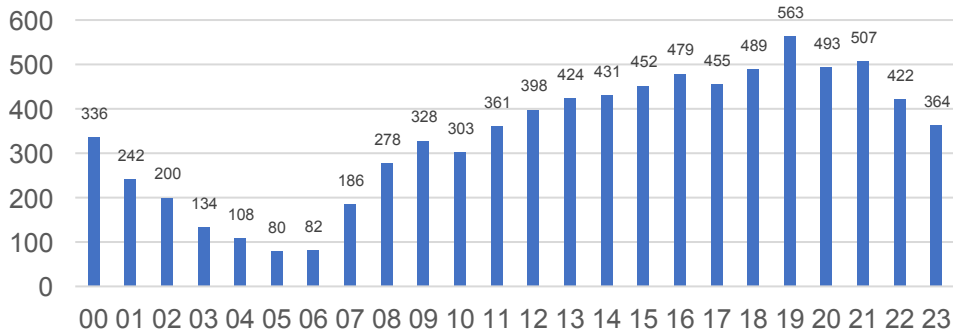
Number of ASB offences in Enfield by month



Enfield saw a 6.6% increase in ASB offences from the year ending October 2023 compared to the previous 12 months. (7,892 offences in 2021/22 and 8,409 offences in 2022/23). London saw a 2.4% increase in ASB offences compared to previous year (226,392 offences in 2021/22 and 231,924 offences in 2022/23).

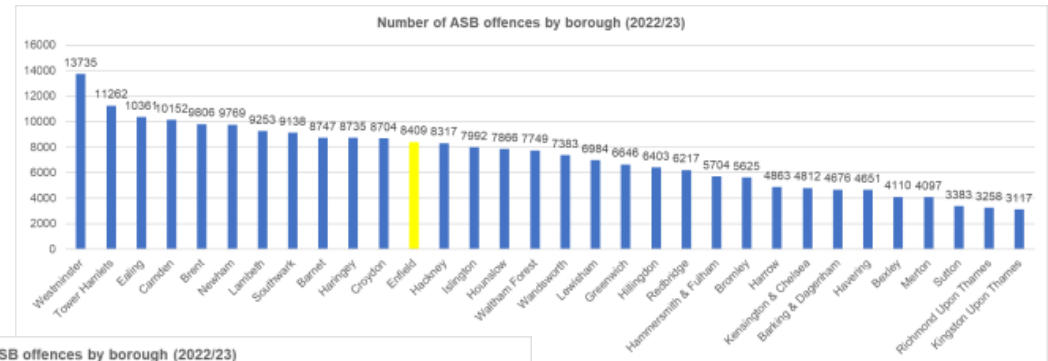
The start of 2023 saw an increase in the number of reported ASB offences in Enfield. June 2023 recorded the highest number of ASB offences (963). It is possible that the increased daylight hours and good weather in the summer months provides more opportunities for social gatherings which may contribute to an increase in reported ASB offences. Winter months report lower number of ASB offences and again this is likely to be affected by the weather and shorter daylight hours. October 2023 reported 23 less offences compared to October 2022.

Number of ASB offences by time

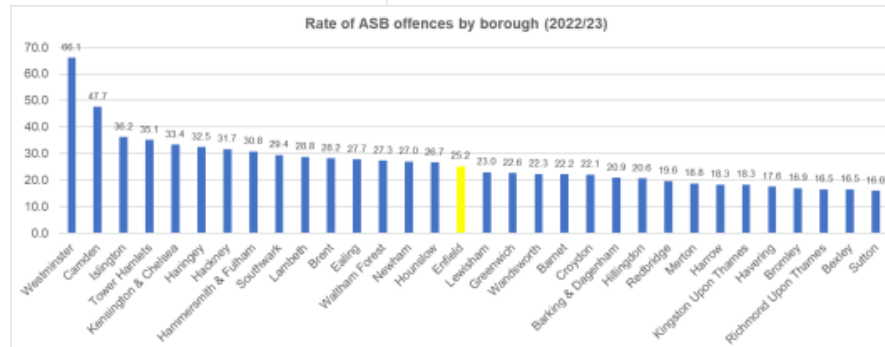


In Enfield the number of reported ASB offences increases over the daytime with 7pm reporting the highest number of ASB offences (563). ASB offences were low during the night time and early hours of the morning (1:00 AM to 7:00AM).

Enfield ranks 12th highest when comparing the volume of reported ASB offences compared to the other 32 London boroughs.



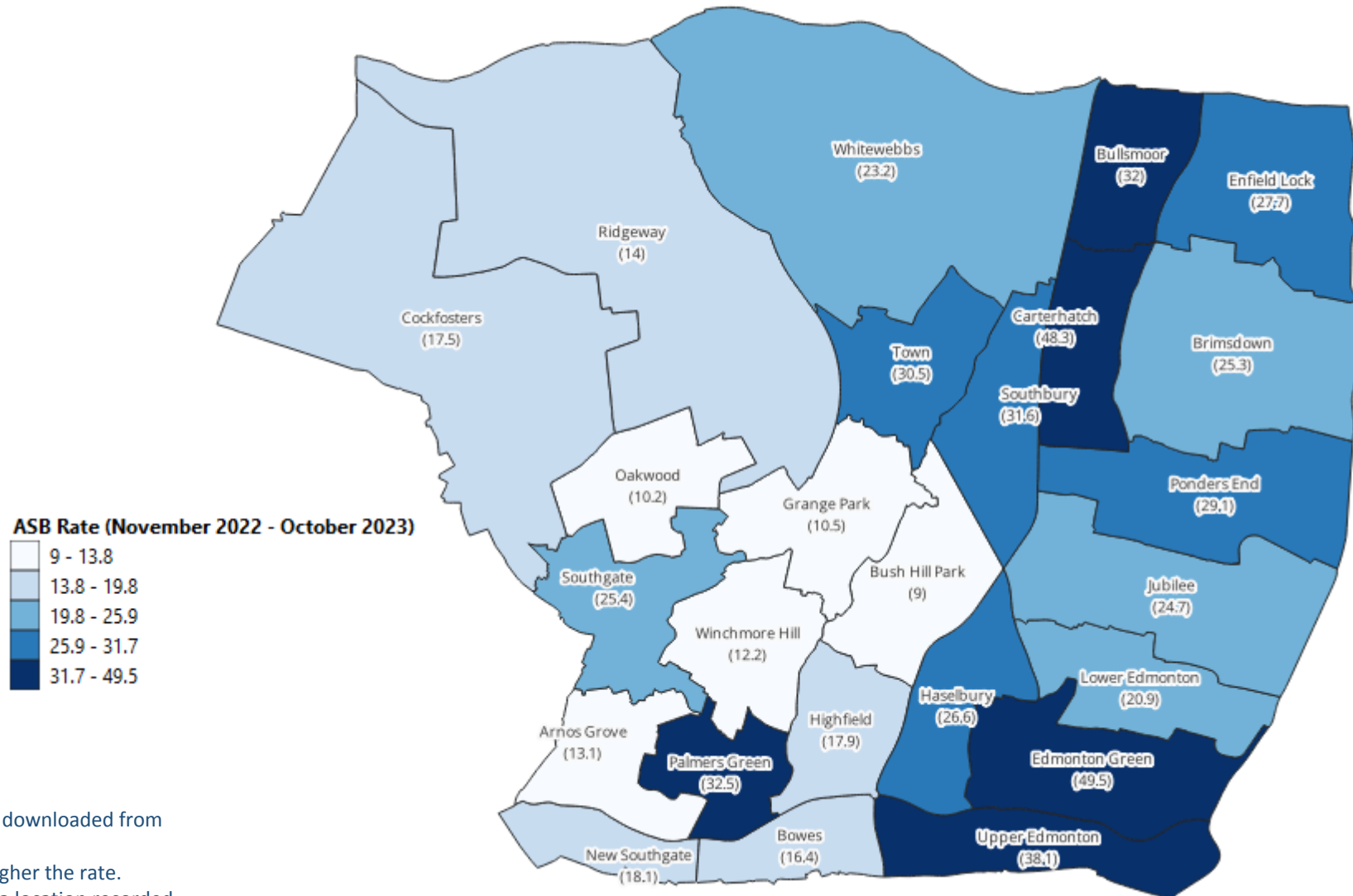
Rate of ASB offences by borough (2022/23)



When taking into account the populations within each borough, Enfield also ranks 16th highest for the rate of ASB offences when compared to the other London boroughs.

Dealing with Anti-Social Behaviour

Rate of ASB by ward (November 2022 to October 2023)



Data on this page has been downloaded from MET BOX data.
The darker the ward, the higher the rate.
*Not all ASB offences have a location recorded

Priority 6: Drugs (Driver for violent crime)



Drug Offences, Drug Possession Offences, Drug Trafficking Offences

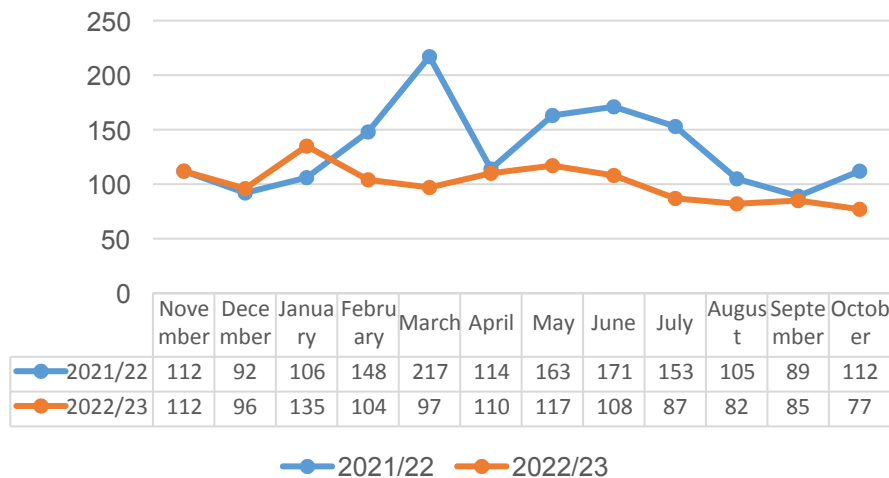
Drug Offences

Enfield has seen a **23.5% decrease** in the number of drug offences to the year ending October 2023 (1,582 offences in 2021/22, 1,210 offences in 2022/23). This is a reduction of 372 offences.

In London, the number of drug offences reported decreased by 13.9% in the same period.

March 2022, saw the highest volume of drug offences with 217 incidents recorded. January 2023 reported a slightly higher volume of offences compared to January 2022. However, since February 2023 levels have remained continuously stable with a much lower volume compared to the previous year. October 2023 recorded 77 offences, 35 less than in October 2022.

Number of Drug Offences by month



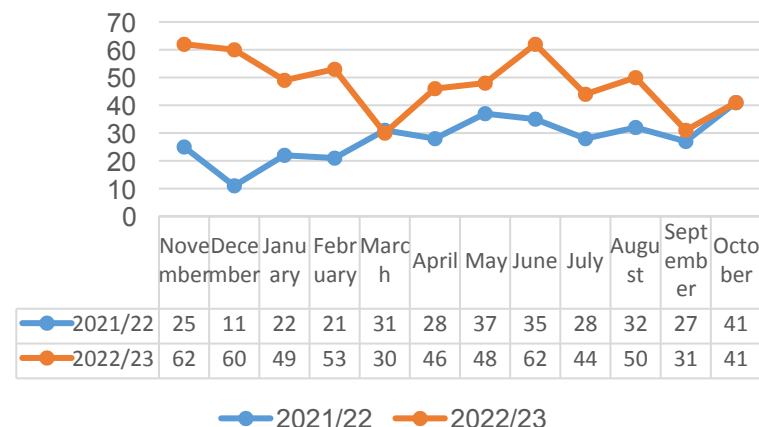
Drug Possession Offences

Drug Possession offences in Enfield **decreased by 49.0%**, reporting 634 offences in the year to October 2023, compared with 1,244 offences in the previous year.

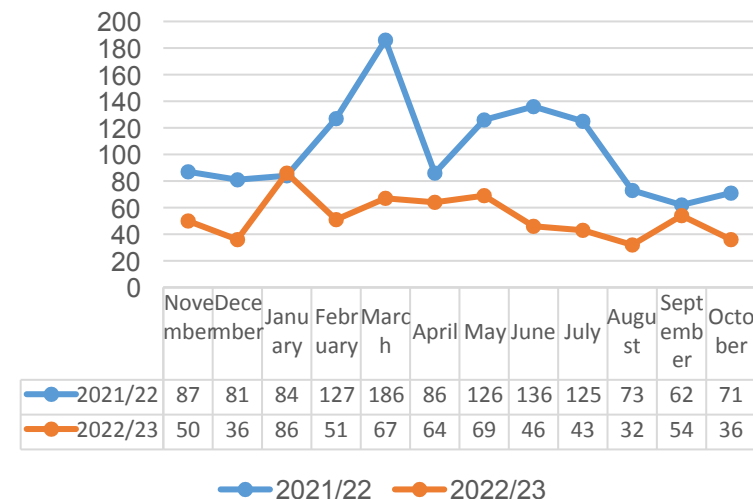
London experienced a reduction of 25.0% over the same period.

March 2022 saw the highest number of possession of drugs offences recording 186 incidents. The number of reported offences is at a much lower level in 2022/23 compared to 2021/22. October 2023, saw 35 less reported offences when compared to October 2022.

Number of Drug Trafficking offences by month



Number of Possession of Drugs offences by month



Drug Trafficking Offences

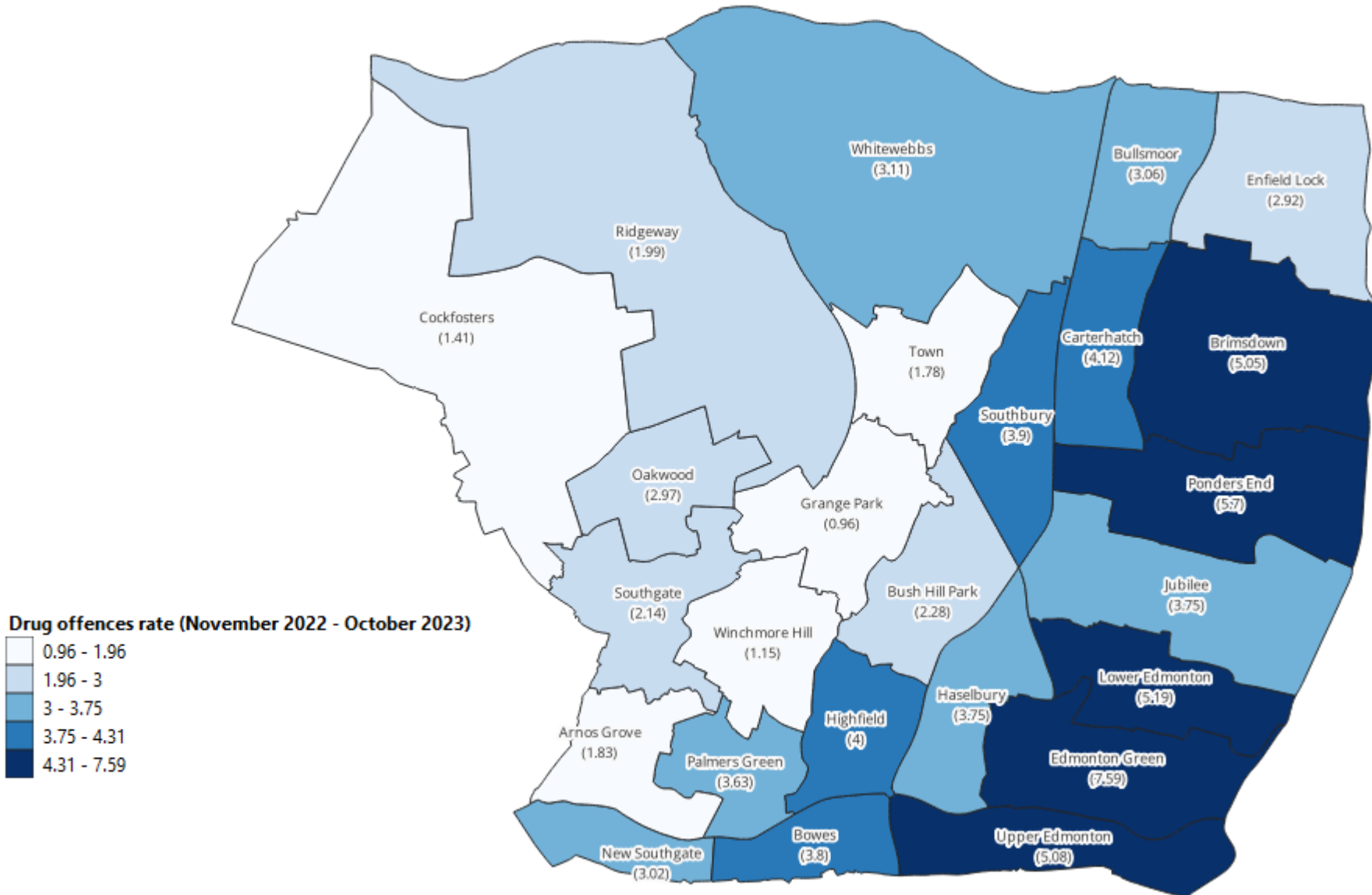
Drug Trafficking offences in Enfield has **increased by 70.4%** in the year to October 2023 when compared with the previous year (338 offences in 2021/22, 576 offences in 2022/23).

London has also seen a 40.6% increase in the same period.

Since October 2022, the number of reported drug trafficking offences has increased. November 2022 and June 2023 have recorded the highest number of offences (60 offences).

Priority 6: Drugs (Driver for violent crime)

Drug Offences, Drug Possession Offences, Drug Trafficking Offences



Priority 7: Tackling Vehicle Crime

Theft From a Motor Vehicle and Theft or Taking of a Motor Vehicle



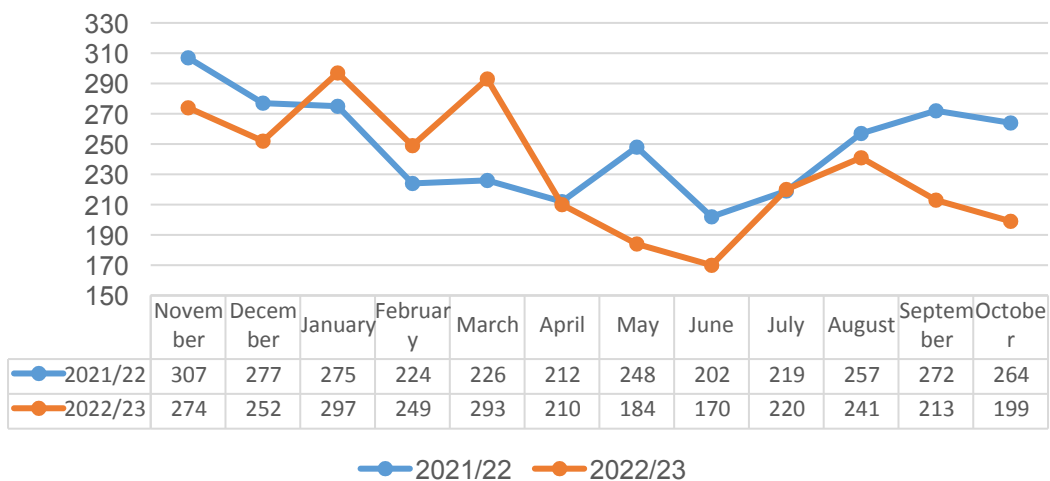
Theft From a Motor Vehicle

Enfield has seen a **6.1% decrease** in theft from a motor vehicle offences in the 12 months up to the year ending October 2023 (2,983 offences in 2021/22, 2,802 offences in 2022/23).

London saw a 6.3% decrease in the same period (65,518 offences in 2021/22, 61,370 offences in 2022/23).

November 2021 saw the highest level of theft from a motor vehicle with 307 offences. January and March 2023 also saw increases in the number of reported offences compared to the previous year. March 2023 saw 67 more offences compared to March 2022. Since April 2023, the volume of offences has continued to be lower than the volume seen in the previous year. October 2023 reported 65 less offences compared to October 2022.

Number of Theft from a Motor Vehicle offences by month



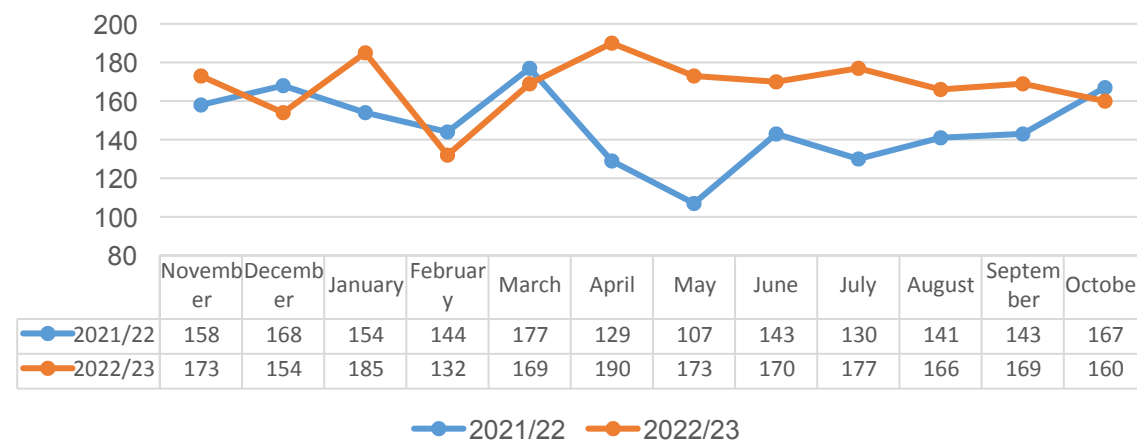
Theft or Taking of a Motor Vehicle

Enfield has seen a **14.6% increase** in theft or taking of a motor vehicle offences in the 12 months up to the year ending October 2023 (1,761 offences in 2021/22, 2,018 offences in 2022/23).

The rise in theft or taking of a motor vehicle offences in Enfield is reflective of the situation in the capital with London also experiencing a 5.9% increase in this type of offence (31,316 offences in 2021/22, 33,164 offences in 2022/23).

April 2023 saw an increase in the number of reported offences (61 more offences reported in April 2023 compared to April 2022). This increased volume has continued throughout 2023. However, October 2023 has reported 7 fewer offences compared to October 2022.

Number of Theft or Taking of a Motor Vehicle offences by month



Priority 8: Domestic Abuse, Sexual and Rape Offences



Domestic Abuse Incidents and Domestic Abuse VWI Offences

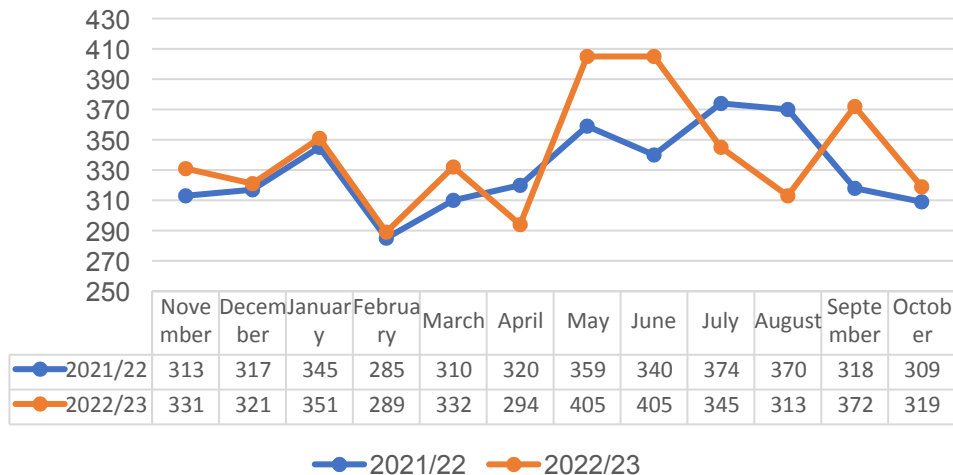
Domestic Abuse Incidents

In the year ending October 2023 there were 4,077 Domestic Abuse Incidents in Enfield, compared to 3,960 in the previous year, an increase of **3.0%**.

Over the same period, London has also experienced a 0.9% increase in domestic abuse offences.

May and June 2023 saw a rise in the number of reported domestic abuse incidents (405 offences for both months). In July 2023, the volume of reported domestic abuse incidents started to lower again however the volume has increased again in September 2023 with 379 offences (62 more offences than reported in September 2022). October 2023 reported 10 more offences than in October 2022.

Number of Domestic Abuse offences by month



	Nov-22	Dec-22	Jan-23	Feb-23	Mar-23	Apr-23	May-23	Jun-23	Jul-23	Aug-23	Sep-23	Oct-23	Total
Edmonton Green	22	22	23	33	23	32	42	37	31	22	45	19	351
Enfield Lock	16	25	33	20	33	23	32	15	27	27	27	20	298
Brimsdown	29	30	27	17	22	15	20	13	35	30	34	20	292
Upper Edmonton	17	17	35	14	17	21	24	33	28	19	13	19	257
Haselbury	17	20	15	21	24	14	25	24	20	21	17	26	244
Lower Edmonton	21	10	21	21	14	17	26	30	21	12	26	18	237
Jubilee	14	16	12	16	13	14	33	26	18	26	19	21	228
Ponders End	27	19	10	12	14	28	20	22	8	18	11	8	197
Whitewebbs	20	12	30	13	11	13	17	20	11	7	22	13	189
Carterhatch	15	12	10	10	24	17	20	17	10	16	16	9	176
Southbury	14	13	12	16	15	10	18	14	12	14	16	13	167
Bullsmoor	9	15	11	8	14	13	11	32	15	12	16	9	165
Bowes	11	15	16	16	9	11	9	19	9	5	13	11	144
Palmers Green	10	13	11	9	12	10	4	13	13	13	7	7	122
New Southgate	4	10	11	8	7	12	15	11	8	11	12	7	116
Highfield	6	9	11	7	7	7	10	10	9	7	16	10	109
Town	12	1	11	16	10	4	11	14	9	6	6	9	109
Southgate	9	14	4	6	8	4	10	11	6	9	17	10	108
Bush Hill Park	11	7	13	4	9	6	14	7	9	10	5	7	102
Winchmore Hill	10	6	6	4	0	5	17	7	5	5	4	9	78
Ridgeway	7	9	2	4	6	4	10	8	8	5	9	4	76
Cockfosters	10	5	6	6	14	5	6	7	6	0	7	2	74
Arnos Grove	5	5	7	7	2	0	8	5	5	10	6	7	67
Oakwood	8	4	2	3	3	5	4	5	13	3	5	0	55
Grange Park	4	8	5	1	4	4	4	3	3	6	1	3	46

The top 5 safer neighbourhood areas in 2022/23 were: Edmonton Green, Enfield Lock, Brimsdown, Upper Edmonton and Haselbury. September 2023 reported the highest number of domestic abuse offences in Edmonton Green (45 offences). There were 26 offences reported in Haselbury neighbourhood area in October 2023.

*not all domestic abuse offences disclosed a safer neighbourhood area location

Priority 8: Domestic Abuse, Sexual and Rape Offences



Domestic Abuse Incidents and Domestic Abuse VWI Offences

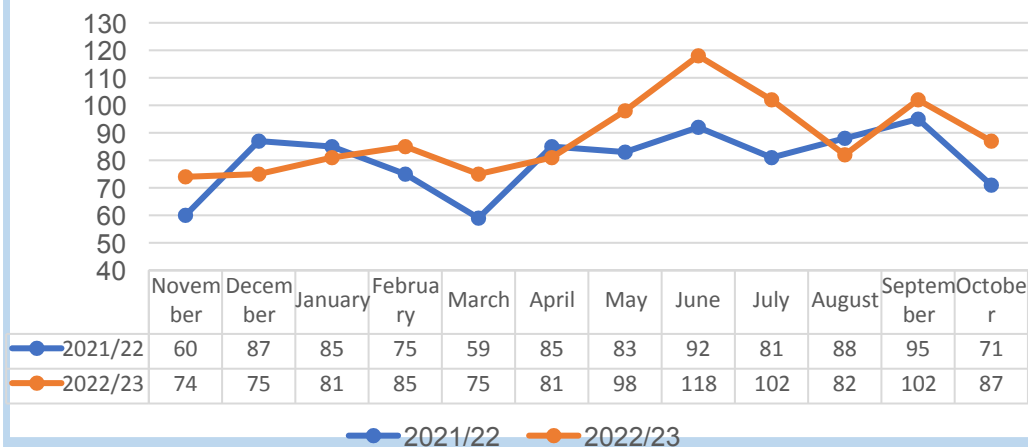
Domestic Abuse VWI Offences

Enfield saw a **10.3% increase** in domestic abuse violence with injury offences up to the year ending October 2023 when compared to the previous 12 months.

London saw a **5.2% increase** in domestic abuse violence with injury offences.

As with domestic abuse, the number of domestic abuse violence with injury offences increased in May and June 2023 (92 offences in May 2023, 118 offences in June 2023). July 2023 also reported a much higher volume of offences compared to July 2022 (an increase of 21 offences). October 2023 recorded 87 offences, 16 more offences than in October 2022.

Number of Domestic abuse violence with injury offences by month



	Nov-22	Dec-22	Jan-23	Feb-23	Mar-23	Apr-23	May-23	Jun-23	Jul-23	Aug-23	Sep-23	Oct-23	Total
Edmonton Green	10	6	7	8	2	10	8	11	10	5	13	7	97
Brimsdown	6	5	6	4	3	7	7	3	13	11	15	6	86
Haselbury	2	7	5	7	7	3	10	10	2	7	8	5	73
Enfield Lock	4	9	6	4	8	5	5	1	7	9	13	0	71
Upper Edmonton	5	4	10	3	5	8	6	8	5	7	4	4	69
Jubilee	6	4	4	3	4	4	11	8	5	8	4	4	65
Lower Edmonton	3	2	5	7	4	6	5	9	7	4	7	3	62
Carterhatch	1	3	3	3	5	2	7	4	5	6	5	4	48
Whitewebbs	3	3	2	8	3	4	6	7	2	0	4	6	48
Bullsmoor	2	7	4	1	4	3	0	8	8	2	1	6	46
Ponders End	8	2	1	4	2	7	2	8	2	4	2	4	46
Southbury	4	4	2	3	6	3	3	4	3	4	4	3	43
Bowes	2	4	4	4	1	2	3	9	1	3	5	2	40
New Southgate	0	2	6	4	2	5	6	2	2	2	4	4	39
Highfield	1	2	2	2	1	2	4	2	4	3	3	5	31
Palmers Green	2	3	4	4	2	3	1	5	4	1	1	1	31
Town	3	1	0	7	2	3	1	5	4	2	0	1	29
Winchmore Hill	0	0	2	3	0	1	8	2	3	0	1	4	24
Bush Hill Park	0	1	5	2	1	0	1	3	3	3	0	4	23
Southgate	1	2	0	1	1	1	2	2	2	1	5	4	22
Cockfosters	3	0	1	0	2	0	2	4	2	0	1	0	15
Arnos Grove	1	4	0	0	0	0	1	1	2	0	0	3	12
Ridgeway	1	1	0	0	2	1	1	1	3	1	1	0	12
Oakwood	4	1	0	1	1	0	0	1	2	0	0	0	10
Grange Park	0	0	0	1	1	0	0	0	0	1	0	1	4

The top 5 safer neighbourhood areas in 2022/23 were: Edmonton Green, Brimsdown, Haselbury, Enfield Lock and Upper Edmonton. In September 2023 Brimsdown neighbourhood area saw 15 domestic abuse violence with injury offences. In the same month Enfield Lock also reported 13 domestic abuse violence with injury offences. The highest number of reported offences in October 2023 was 7 offences in Edmonton Green.

*not all domestic abuse violence with injury offences disclosed a safer neighbourhood area location

Priority 8: Domestic Abuse, Sexual and Rape Offences



Sexual Offences and Rape Offences

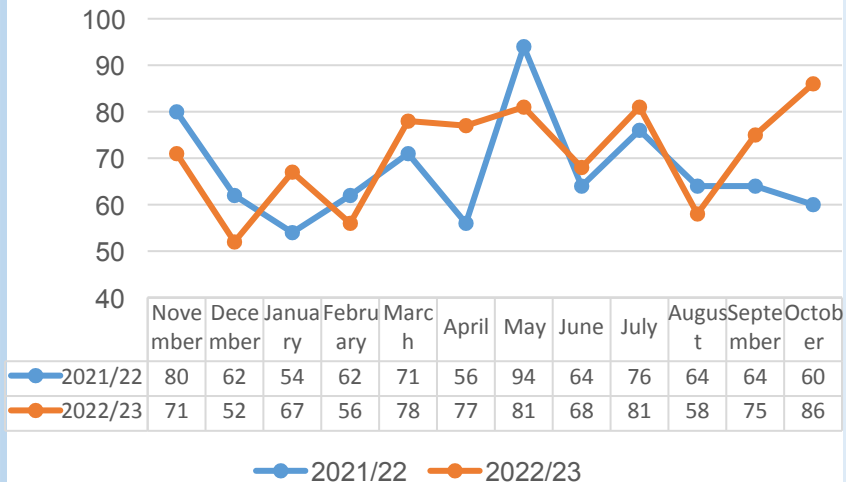
Sexual Offences

In the 12-month period up to October 2023, there has been a **5.3% increase** in the number of sexual offences when compared to the previous 12 months (807 offences in 2021/22, 850 offences in 2022/23).

London experienced a 3.9% decrease in the same period (25,411 offences in 2021/22, 24,427 offences in 2022/23).

May 2022 reported the highest number of sexual offences with 94 recorded incidents. October 2023 reported 86 offences, an increase of 26 cases when compared to October 2022.

Number of Sexual Offences by month



Rape Offences

Rape offences in Enfield have **decreased** during the 12-month period up to October 2023 by **8.7%** (332 offences in 2021/22, 303 offences in 2022/23).

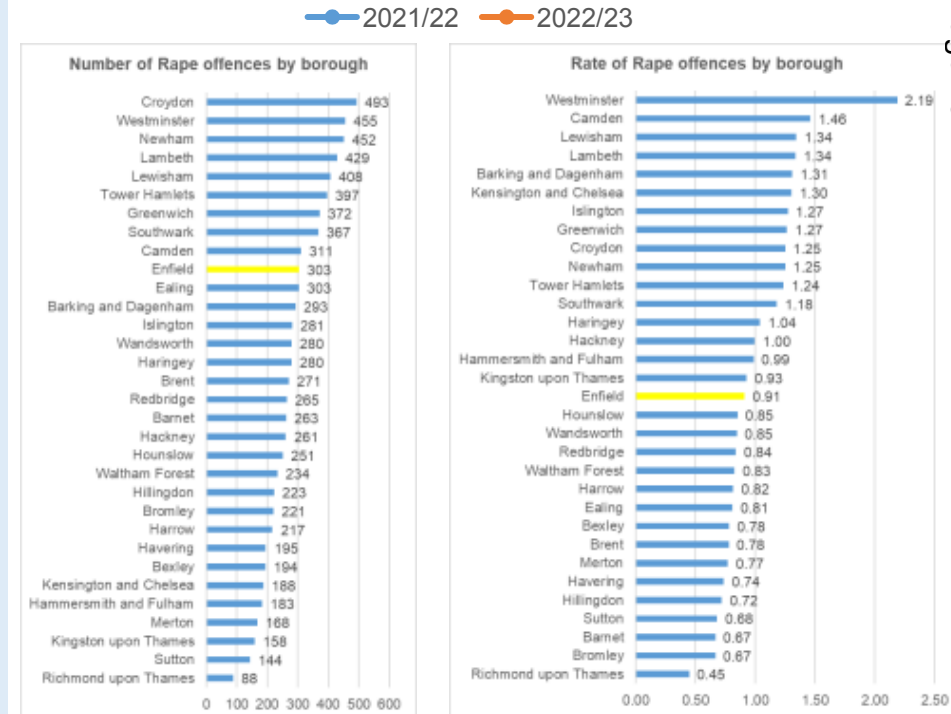
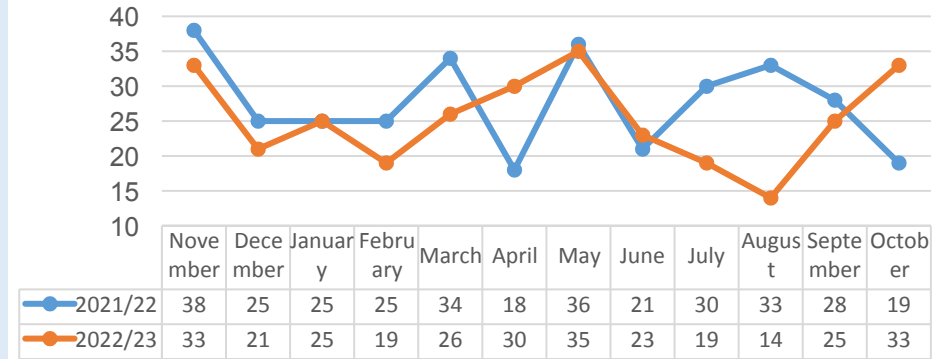
London has also seen a decrease of 4.2% in the same 12-month period (9,339 offences in 2021/22, 8,948 offences in 2022/2023).

The number of reported rape cases between November 2022 to March 2023 were lower than the same period the previous year. April 2023 saw 12 more offences compared to April 2022. Since May 2023 there has been a reduction in the number of rape offences reported in Enfield. However, October 2023 has reported 14 more offences than October 2022.

In terms of volume, Enfield is ranked the **12th highest** out of the 32 London boroughs for rape offences.

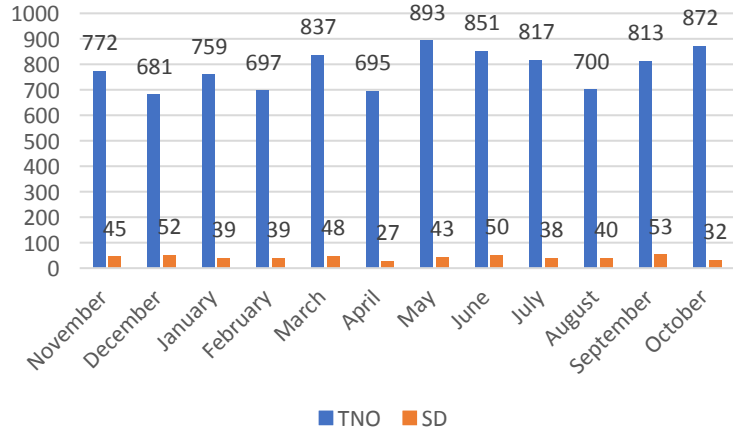
When considering the population of the boroughs, Enfield is ranked **17th highest** (rate per 1000 population) compared to the other 32 London boroughs.

Number of Rape offences by month

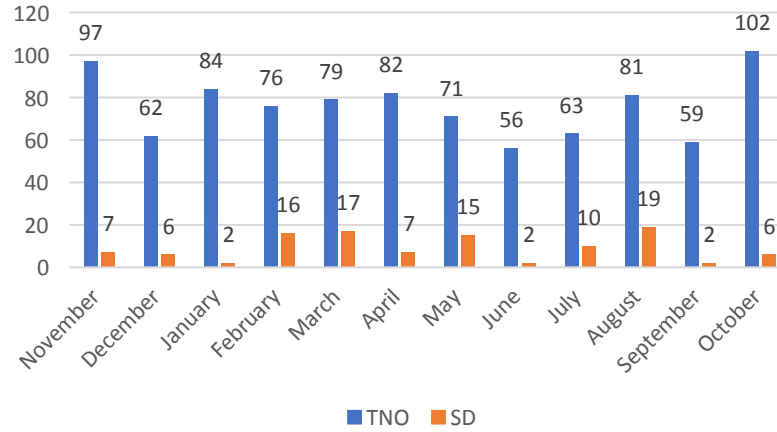


Sanction Detections

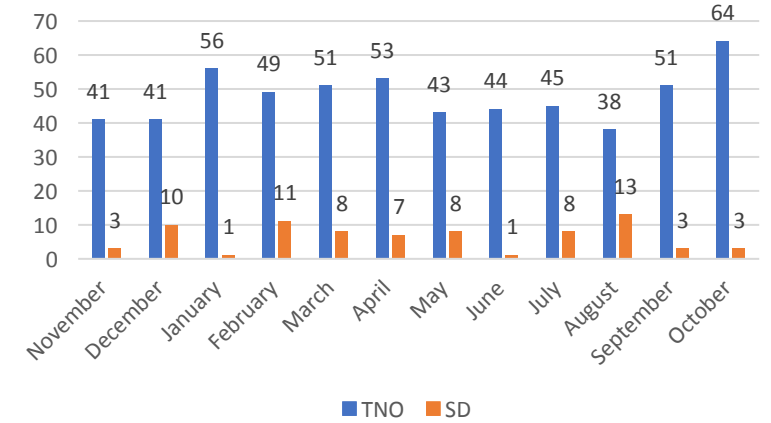
Violence Against the Person – 5.4%



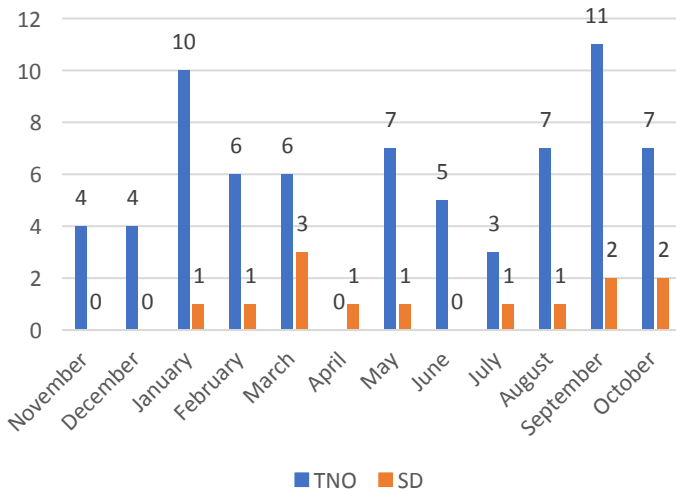
Robbery – 12.0%



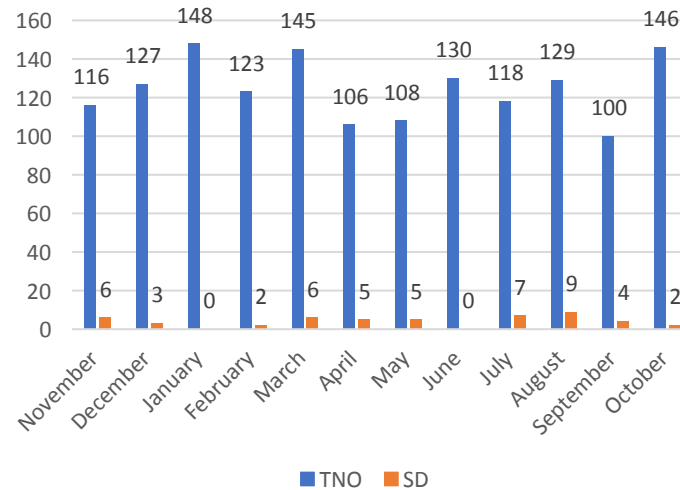
Knife Crime – 13.2%



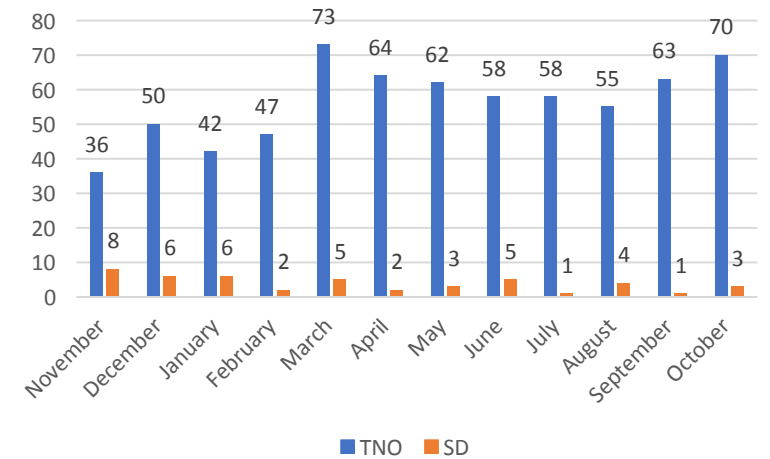
Gun Crime – 18.6%



Domestic Burglary – 3.3%



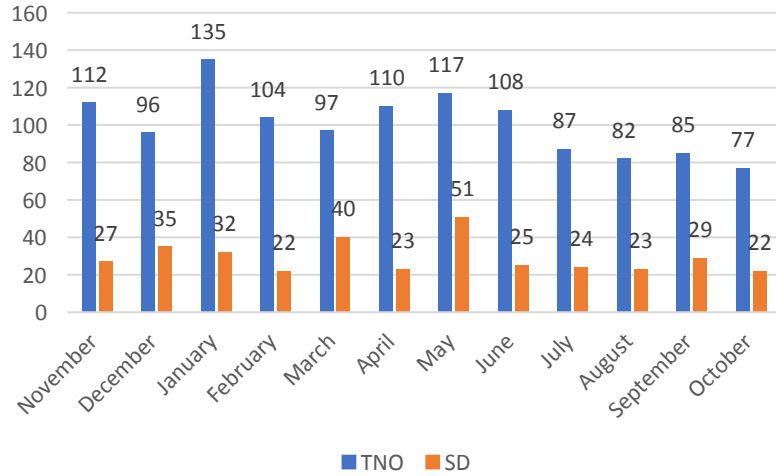
Hate Crime – 6.8%



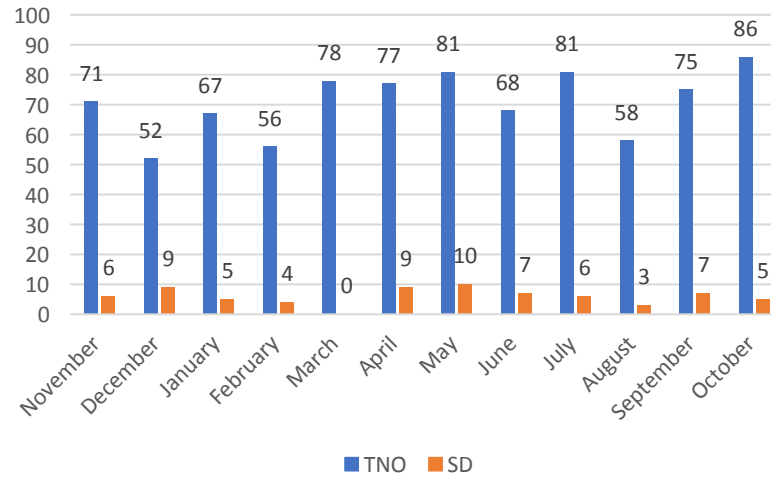
Sanction Detections



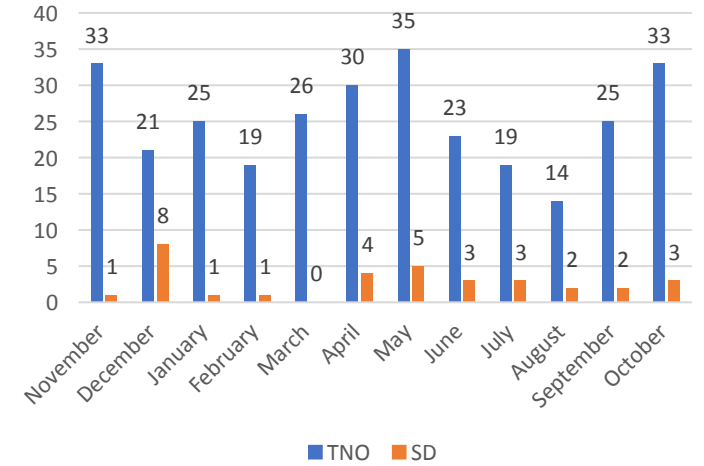
Drug Offences – 29.2%



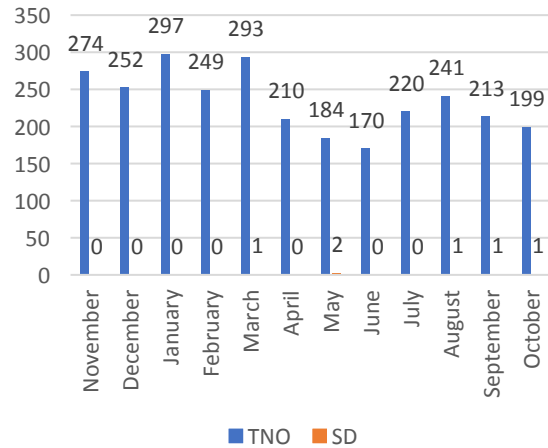
Sexual Offences – 8.4%



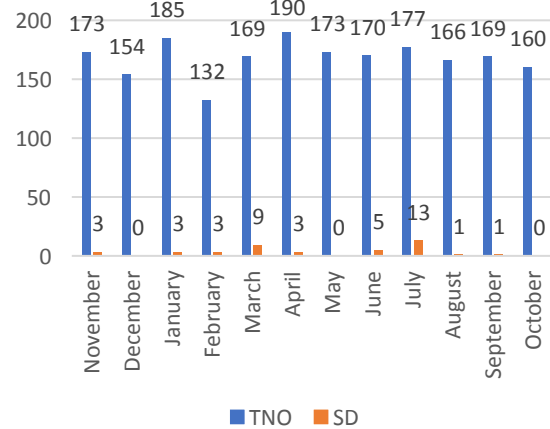
Rape Offences – 10.9%



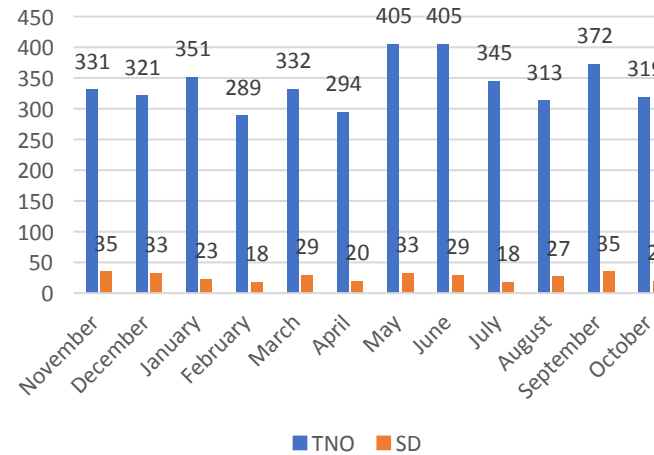
TFMV – 0.2%



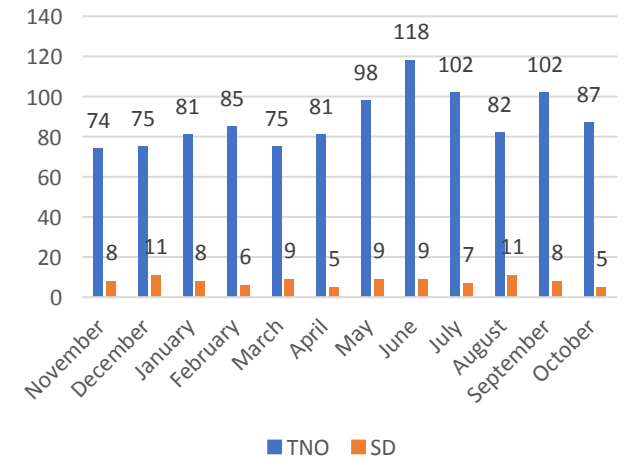
TOMV – 2.0%



Domestic Abuse Offences – 7.8%



Domestic Abuse VVI Offences – 9.1%



This page is intentionally left blank

CRIME SCRUTINY PANEL WORK PROGRAMME 2023/24

Date of meeting	Topic	Report Author	Lead Members	Executive Director/ Director	Reason for proposal	Other committee/ Cabinet/ Council approvals?
27 June 2023	Work Programme Planning	Claire Johnson	Cllr Gina Needs	Tony Theodoulou (Executive Director of People)	To discuss and agree the panel's Work Programme for 2023/24	
12 Sep 2023	Serious violence duty – in depth	Andrea Clemons	Cllr Gina Needs	Tony Theodoulou	Part of the process of this new duty requires consultation which the scrutiny panel can contribute to.	
	Prevention of violence against women and girls strategy.	Julie Taylor/ Andrea Clemons	Cllr Gina Needs	Tony Theodoulou	To review updates and refreshed priorities.	
	SSCB Performance Management – Monitoring Update	Andrea Clemons/Rebecca Barnett	Cllr Gina Needs (Cabinet Member for Community Safety and Cohesion)	Tony Theodoulou (Executive Director of People)	This is a standing item for each meeting. Members asked to continue receiving crime statistics to give them a broad overview of the issues and work being done.	
6 Dec 2023	The Casey Review – in depth - to include: the number of police officers on restricted or	Inspector Chris Byrne	Cllr Gina Needs (Cabinet Member for	Tony Theodoulou (Executive Director of	OSC agreed that Crime Scrutiny Panel would look at the Casey Review.	

	suspended duties in Enfield, the reduction of neighbourhood police teams/ street visibility, the effectiveness of CAPES (good practice and areas for improvement), and police numbers more generally.		Community Safety and Cohesion)	People)		
	SSCB Performance Management – Monitoring Update	Adam Cummings /Rebecca Barnett	Cllr Gina Needs (Cabinet Member for Community Safety & Cohesion)	Tony Theodoulou (Executive Director People)	This is a standing item for each meeting. Members asked to continue receiving crime statistics to give them a broad overview of the issues and work being done.	
27 Feb 2024	Community support/ law enforcement officers – to include: what is happening, how successful it has been, their key performance indicators, and the planned 50 new community support officers.	Martin Rattigan	Cllr Gina Needs (Cabinet Member for Community Safety & Cohesion)	Tony Theodoulou (Executive Director People)	Suggested by the Lead Member and Executive Director, and something the Panel decided to discuss/ review/ scrutinise further.	
	CCTV – to include: the work of the CCTV centre, what it does, and its impact on crime prevention and detection.	Darren Woods/ Adam Cummings	Cllr Gina Needs (Cabinet Member for Community	Tony Theodoulou (Executive Director People)	Suggested by the Lead Member and Executive Director, and something the Panel decided to discuss/ review/ scrutinise further.	

			Safety & Cohesion)			
	SSCB Performance Management – Monitoring Update	Adam Cummings /Rebecca Barnett	Cllr Gina Needs (Cabinet Member for Community Safety & Cohesion)	Tony Theodoulou (Executive Director People)	This is a standing item for each meeting. Members asked to continue receiving crime statistics to give them a broad overview of the issues and work being done.	
16 April 2024	Anti-social behaviour strategy.	Martin Rattigan/ Adam Cummings	Cllr Gina Needs (Cabinet Member for Community Safety & Cohesion)	Tony Theodoulou (Executive Director People)	Suggested by the Lead Member and Executive Director, and something the Panel decided to discuss/ review/ scrutinise further.	
	SSCB Performance Management – Monitoring Update	Adam Cummings /Rebecca Barnett	Cllr Gina Needs (Cabinet Member for Community Safety & Cohesion)	Tony Theodoulou (Executive Director People)	This is a standing item for each meeting. Members asked to continue receiving crime statistics to give them a broad overview of the issues and work being done.	

This page is intentionally left blank